

# 871 People Homeless in Maine on January 28, 2009

## Annual Point in Time Survey

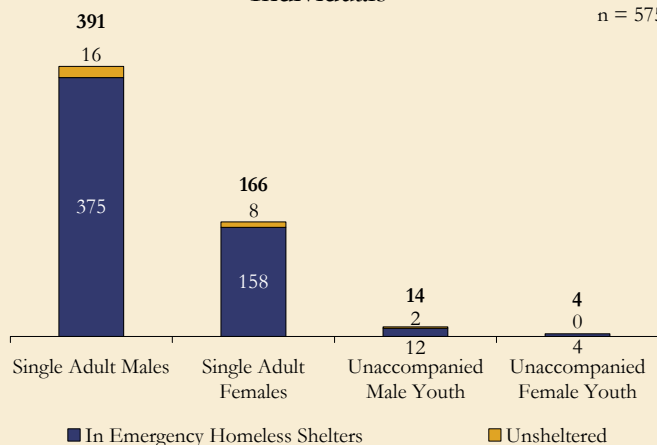
Where People Stayed	People Identified as Homeless	Survey Respondents	Survey Response Rate
In Emergency Homeless Shelters	839	759	90.5%
Unsheltered*	32	6	18.8%
<b>Total</b>	<b>871</b>	<b>765</b>	<b>87.8%</b>

\*Unsheltered includes people who were staying in cars, tents, abandoned buildings, outside or in other places not suitable for human habitation.

### People Identified as Homeless:

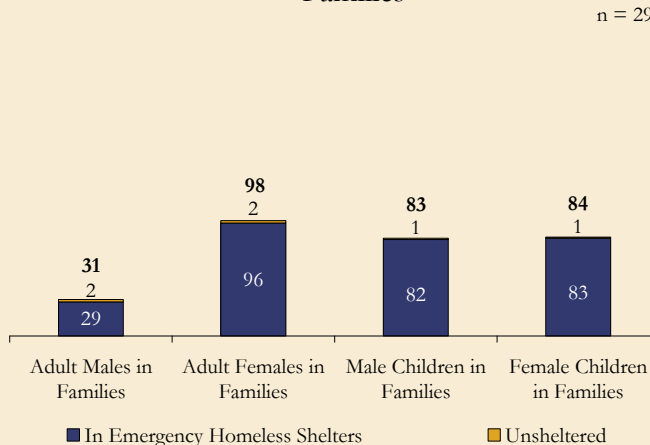
#### Individuals

n = 575



#### Families

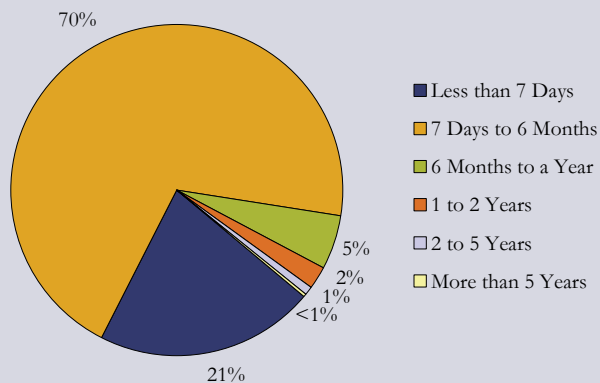
n = 296



### Survey Results:

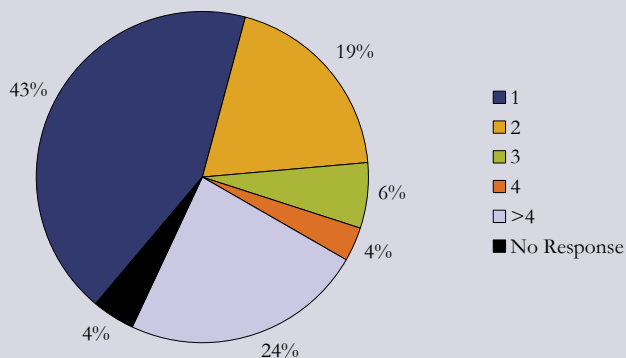
#### Length of Time Homeless

n = 765



#### Times Homeless in the Past Three Years

n = 765



#### Services Most Frequently Used

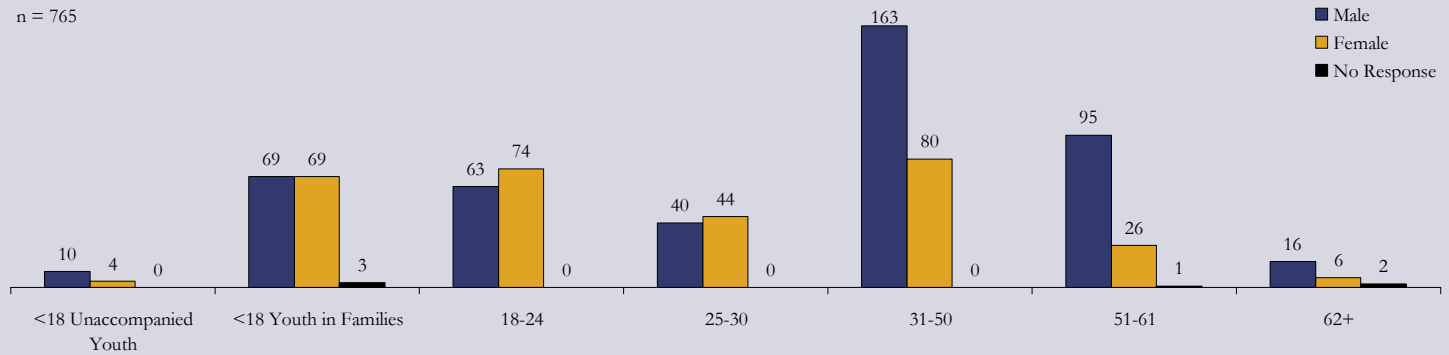
219 (29%) Food Stamps  
218 (28%) Case Management  
167 (22%) Health Care

#### Services Most Frequently Needed but Not Accessed

161 (21%) Rental Subsidies  
92 (12%) Housing Search Help  
79 (10%) Transportation

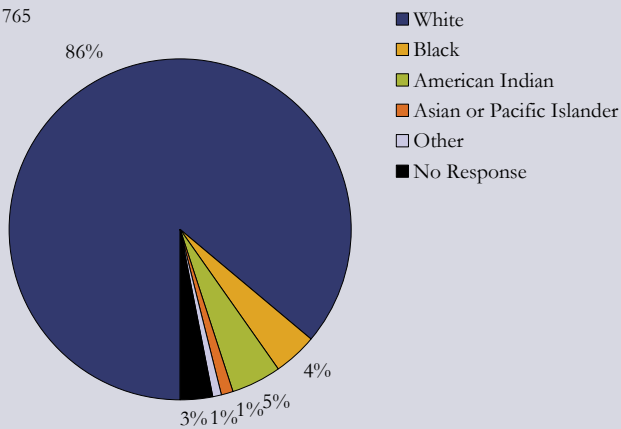
## Gender and Age

n = 765



## Racial Make-Up

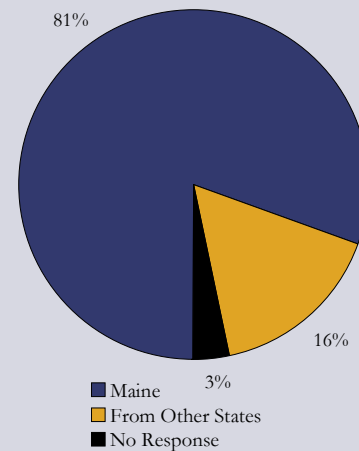
n = 765



83 (11%) people identified through the survey were minorities. Minorities are 4% of Maine's population.

## Last Residence

n = 765



County	People	Percent
Androscoggin	48	6%
Aroostook	33	4%
Cumberland	203	27%
Franklin	8	1%
Hancock	19	2%
Kennebec	57	7%
Knox	21	3%
Lincoln	10	1%
Oxford	27	4%
Penobscot	101	13%
Piscataquis	5	<1%
Sagadahoc	7	1%
Somerset	10	1%
Waldo	5	<1%
Washington	10	1%
York	53	7%
Out of State	123	16%
No Response	25	3%
<b>Total</b>	<b>765</b>	

## Adult Education Levels

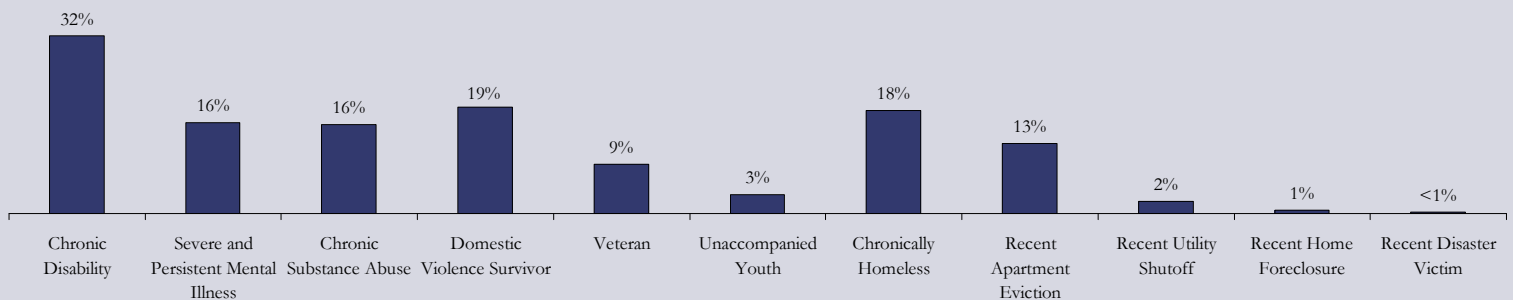
227 (37%) Less than High School Education  
 280 (46%) High School Education  
 86 (14%) More than High School Education  
 17 (3%) No Response

## Adult Employment Status

32 (5%) Employed  
 300 (49%) Unemployed  
 278 (46%) No Response to Employment Question  
 47 (8%) Using Job Training Services

## Additional Information

n = 765



141 (18%) survey respondents met the definition of chronically homeless: an unaccompanied homeless individual with a disabling condition who has either been continuously homeless for a year or more or has had at least four episodes of homelessness in the past three years. Please go to <http://www.ich.gov/> for more information.

**About the Survey:** The Annual Point in Time Survey provides a snapshot of people experiencing homelessness on a particular night of the year. The survey is required by the U.S. Department of Housing and Urban Development for Continuums of Care to receive McKinney-Vento funds for Transitional and Permanent Supportive Housing. On January 28, 2009, service providers, homeless advocates and municipal officials from the three Continuums in Maine (The City of Portland, Greater Penobscot County and Maine Balance of State) conducted a statewide census of people staying in Emergency Shelters, Transitional Housing for people who are homeless, and those living on the streets or in places considered unfit for habitation (Unsheltered). The person's demographic information, homeless situation and service needs were recorded, whenever possible, in addition to counting people who were homeless. This handout includes information and survey responses from people who were staying in Emergency Shelters or were Unsheltered on January 28, 2009. Visit [www.mainehousing.org](http://www.mainehousing.org) for additional Point in Time handouts with Continuum of Care data.