

403 People Homeless in the Maine Balance of State COC

Annual Point in Time Survey – January 27, 2010

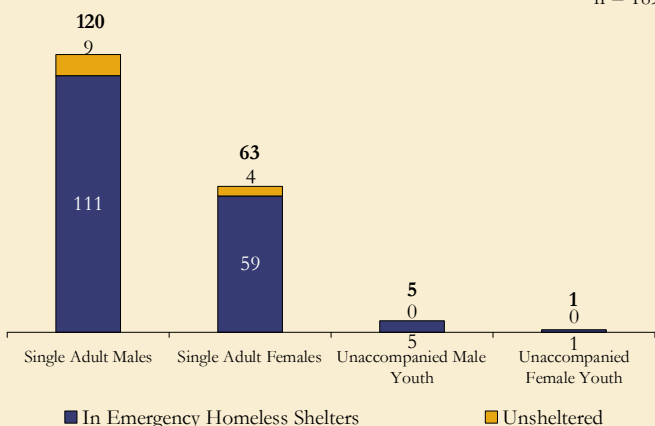
Where People Stayed	People Identified as Homeless	Survey Respondents	Survey Response Rate
In Emergency Homeless Shelters	390	354	90.8%
Unsheltered*	13	6	46.2%
Total	403	360	89.3%

*Unsheltered includes people who were staying in cars, tents, abandoned buildings, outside or in other places not suitable for human habitation.

People Identified as Homeless:

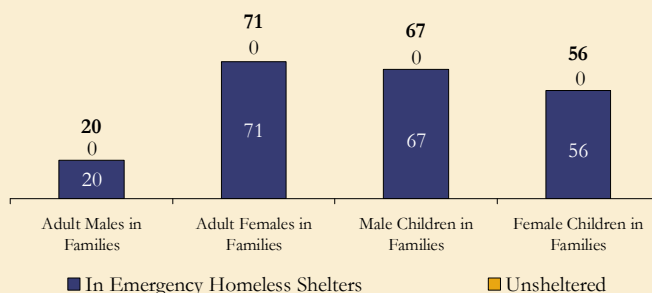
Individuals

n = 189



Families

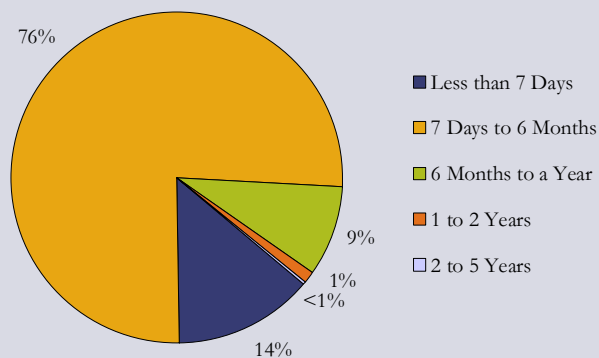
n = 214



Survey Results:

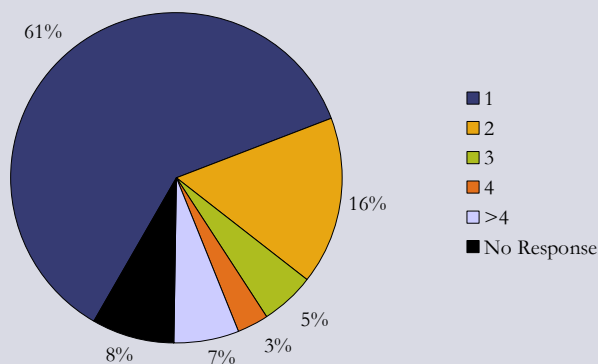
Length of Time Homeless

n = 360



Times Homeless in the Past Three Years

n = 360



Services Most Frequently Used

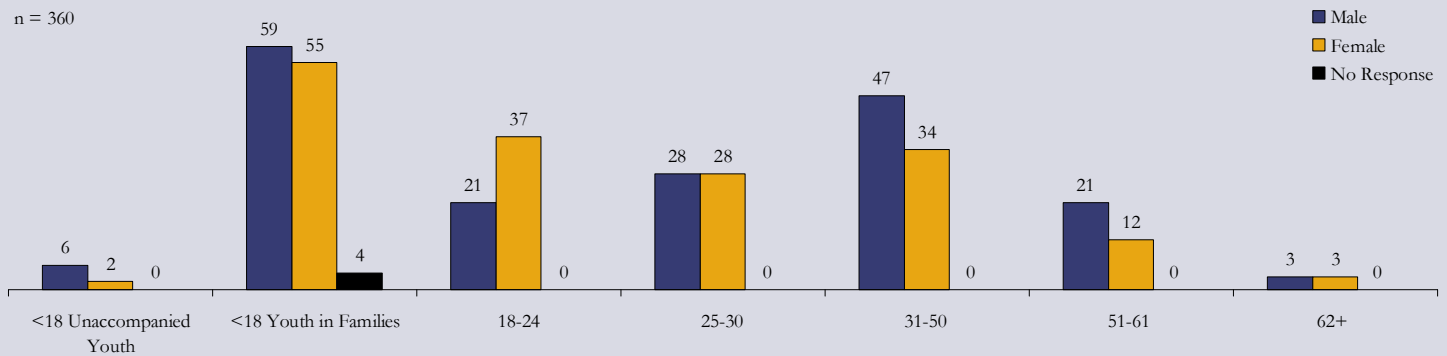
153 (43%) Food Stamps
145 (40%) Case Management
119 (33%) Housing Search Help

Services Most Frequently Needed but Not Accessed

111 (31%) Rent Payment Assistance
56 (16%) Health Care
47 (13%) Mental Health Care and Counseling

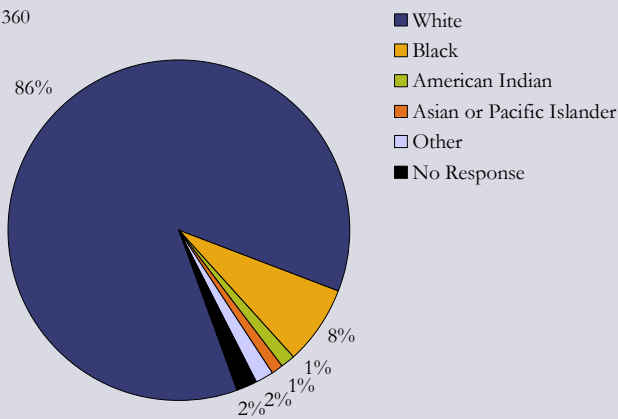
Gender and Age

n = 360



Racial Make-Up

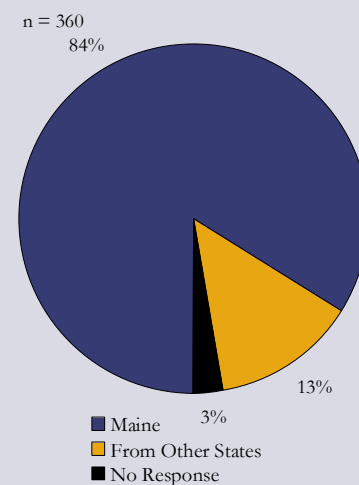
n = 360



42 (12%) people identified through the survey were minorities. Minorities are 4% of Maine's population.

Last Residence

n = 360



County	People	Percent
Androscoggin	43	12%
Aroostook	21	6%
Cumberland	42	12%
Franklin	0	0%
Hancock	15	4%
Kennebec	45	12%
Knox	13	4%
Lincoln	0	0%
Oxford	32	9%
Penobscot	17	5%
Piscataquis	0	0%
Sagadahoc	8	2%
Somerset	8	2%
Waldo	1	<1%
Washington	8	2%
York	49	14%
Out of State	48	13%
No Response	10	3%
Total	360	

Adult Education Levels

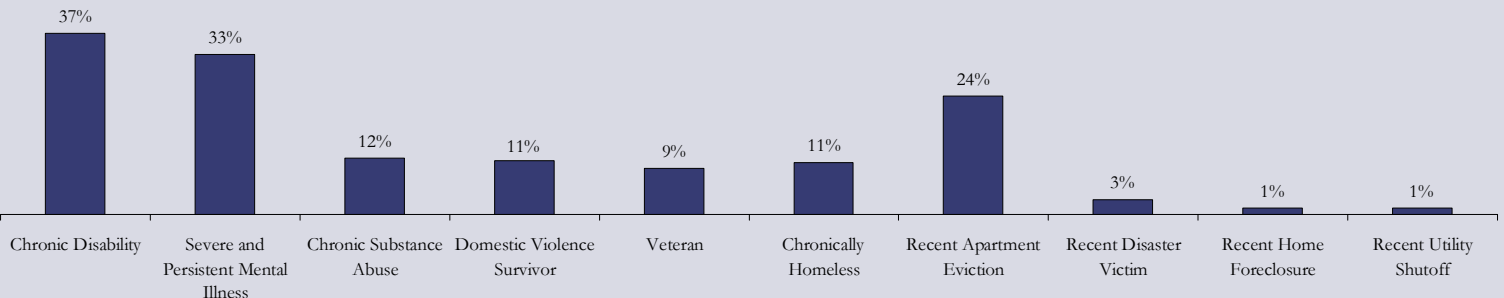
81 (35%) Less than High School Education
 111 (47%) High School Education
 34 (15%) More than High School Education
 8 (3%) No Response

Adult Employment Status

17 (7%) Employed
 81 (35%) Unemployed
 136 (58%) No Response to Employment Question
 78 (33%) Using Job Training Services

Additional Information on Adults

n = 234



25 (11%) adult survey respondents met the definition of chronically homeless: an unaccompanied homeless adult individual with a disabling condition who has either been continuously homeless for a year or more or has had at least four episodes of homelessness in the past three years. Please go to <http://www.ich.gov/> for more information.

About the Survey: The Annual Point in Time Survey provides a snapshot of people experiencing homelessness on a particular night of the year. The survey is required by the U.S. Department of Housing and Urban Development for Continuums of Care to receive McKinney-Vento funds for Transitional and Permanent Supportive Housing. On January 27, 2010, service providers, homeless advocates and municipal officials from the three Continuums in Maine (The City of Portland, Greater Penobscot County and Maine Balance of State) conducted a statewide census of people staying in Emergency Shelters, Transitional Housing for people who are homeless, and those living on the streets or in places considered unfit for habitation (Unsheltered). The person's demographic information, homeless situation and service needs were recorded, whenever possible, in addition to counting people who were homeless. *This handout includes information and survey responses from people who were staying in Emergency Shelters or were Unsheltered in the Maine Balance of State Continuum of Care on January 27, 2010.* Visit www.mainehousing.org for additional Point in Time handouts with statewide and Continuum of Care data.