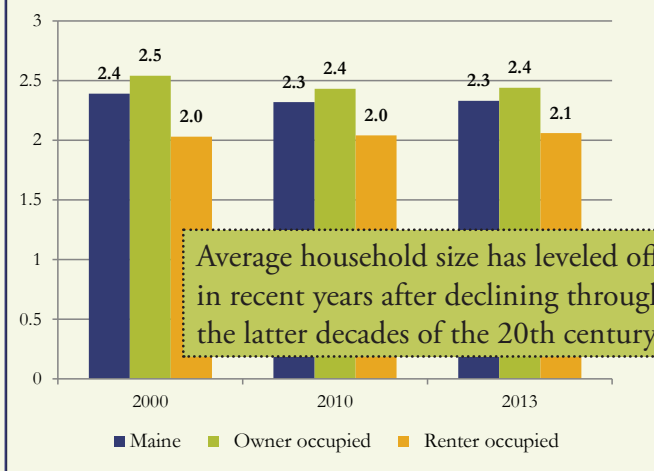




# Characteristics of Housing in Maine

## Average Household Size

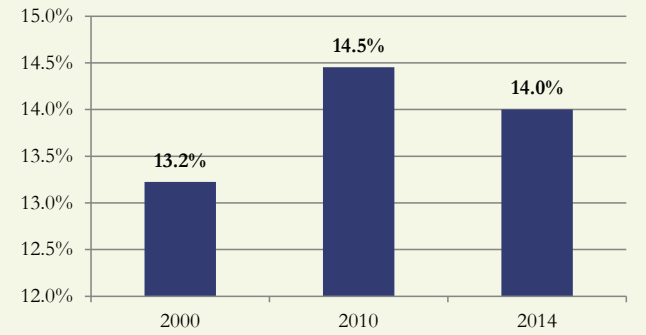


Average household size has leveled off in recent years after declining through the latter decades of the 20th century.

Source: US Census, 2000 SF (1) Table H12; 2010 SF (1) Table H12; 2013 5-Year American Community Survey, Table 25010

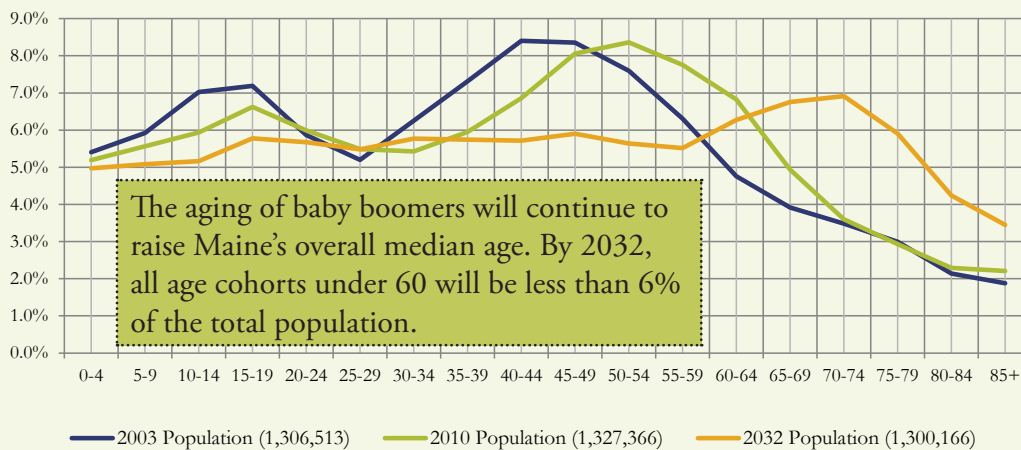
## Single Head of Family

As a percent of all households, those with a single parent or head of household rose from 2000 to 2010. Since that time, however, they have begun to decline.



Source: US Census, 2000 SF (1) Table HO17; 2010 SF (1) Table H18; 2014 5-Year ACS Survey Table B11012

## Population by Age

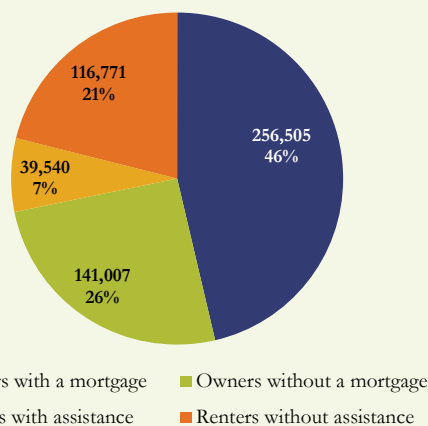


The aging of baby boomers will continue to raise Maine's overall median age. By 2032, all age cohorts under 60 will be less than 6% of the total population.

Older people often live in houses that are not easily accessible, are not energy efficient, and are expensive or labor intensive to maintain. The aging of Maine's population will shape our housing needs in the future.

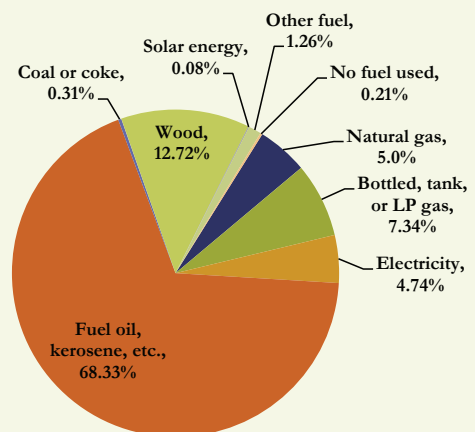
Source: Maine Office of Policy and Management, Demographic Projections

## Owner Households with & without Mortgages and Renters with & without Assistance



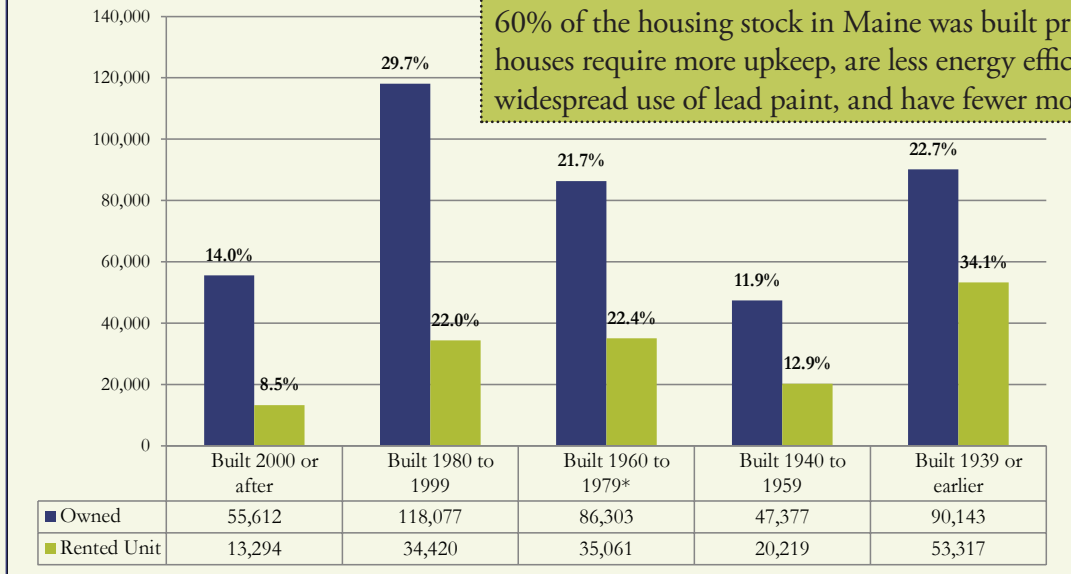
Source: US Census, 2013 5-Year American Community Survey, Table 25081

## Heating Fuel 2009 - 2013



Source: US Census, 5-Year American Community Survey, Table B25040

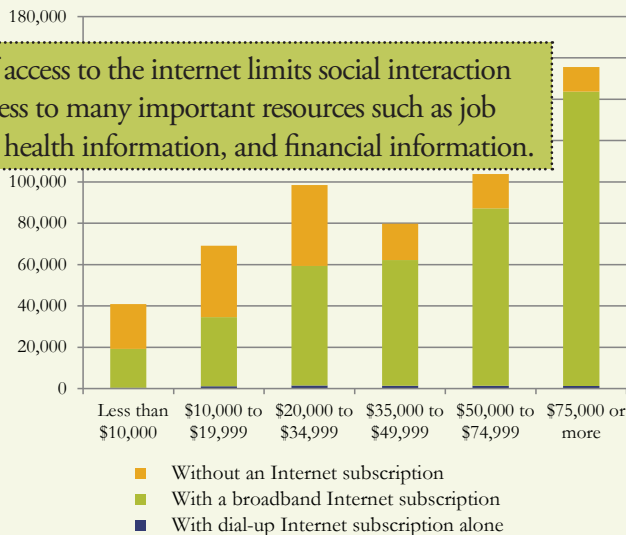
### Year Structure Built: Owned and Rented Homes



Source: US Census, 5-Year American Community Survey, Table B25036

### Internet Access and Broadband Connection by Household Income in 2013

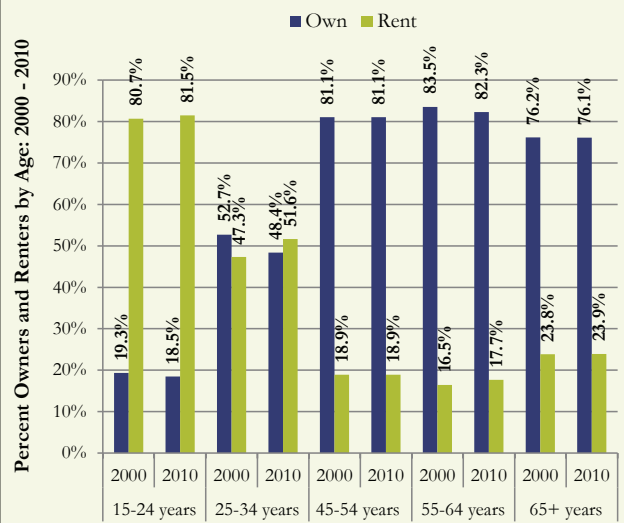
Lack of access to the internet limits social interaction and access to many important resources such as job listings, health information, and financial information.



Source: US Census, 2013 1-Year American Community Survey, Table B28004

From 2000 to 2010 all age groups gained in their share of rental housing with the exception of heads of household aged 45-54. Rental vacancy and homeownership rates both have continued to decline, raising the question of a permanent shift to renting.

### Percent of Owned and Rented Households 2000 and 2010 by Age of Occupant



Source: US Census: HCT008 2000 SF2 & HCT8 2010 SF2

