

# 325 People Homeless in the Portland COC

## Annual Point in Time Survey – January 27, 2010

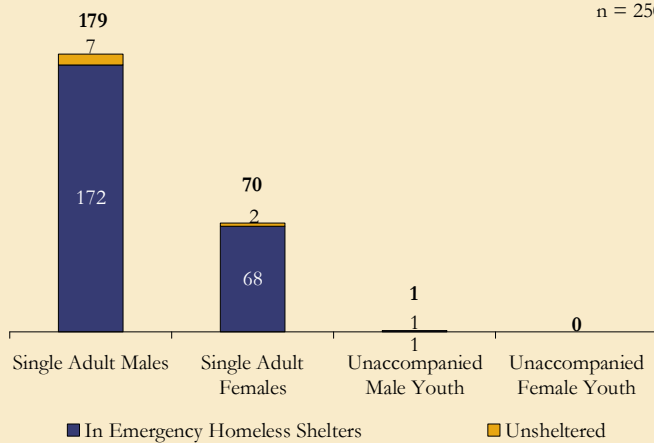
Where People Stayed	People Identified as Homeless	Survey Respondents	Survey Response Rate
In Emergency Homeless Shelters	316	306	96.8%
Unsheltered*	9	6	66.7%
<b>Total</b>	<b>325</b>	<b>312</b>	<b>96.0%</b>

\*Unsheltered includes people who were staying in cars, tents, abandoned buildings, outside or in other places not suitable for human habitation.

### People Identified as Homeless:

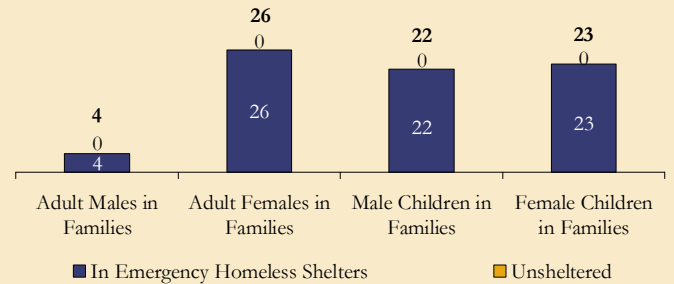
Individuals

n = 250



Families

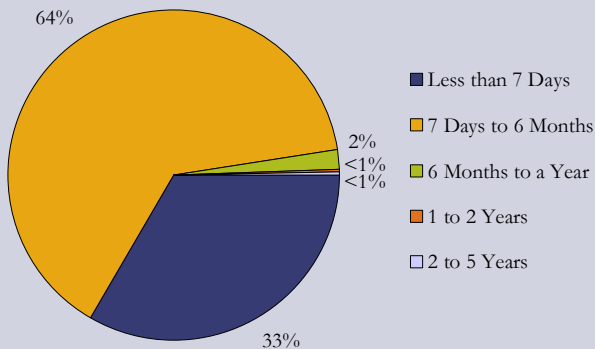
n = 75



### Survey Results:

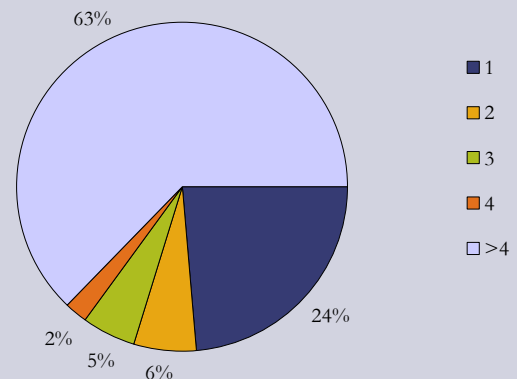
Length of Time Homeless

n = 312



Times Homeless in the Past Three Years

n = 312



### Services Most Frequently Used

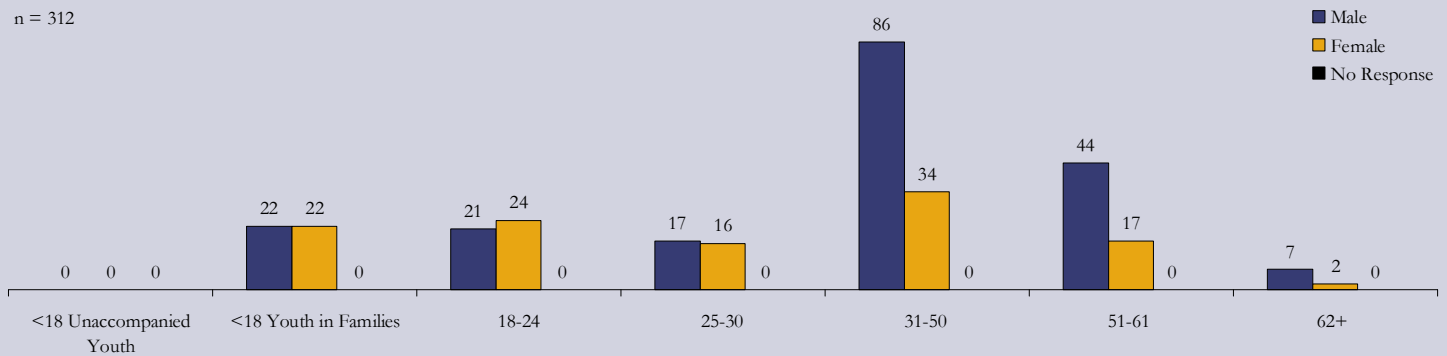
142 (46%) Housing Search Assistance  
 119 (38%) Food Stamps  
 104 (33%) Mental Health Care and Counseling

### Services Most Frequently Needed but Not Accessed

87 (28%) Housing Search Assistance  
 85 (27%) Mental Health Care and Counseling  
 55 (18%) Health Care

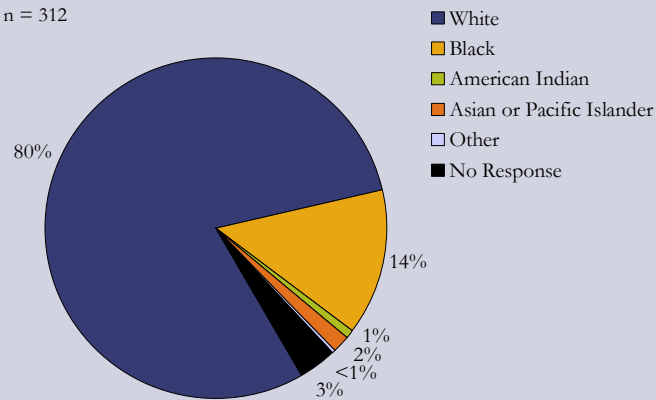
## Gender and Age

n = 312



## Racial Make-Up

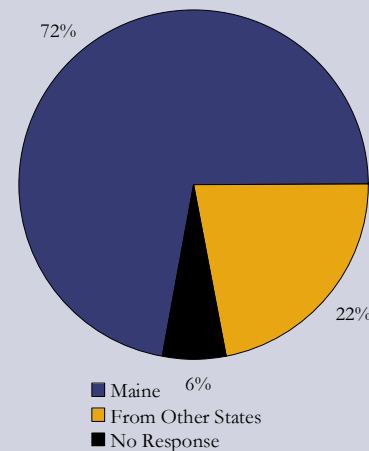
n = 312



52 (17%) people identified through the survey were minorities. Minorities are 4% of Maine's population.

## Last Residence

n = 312



County	People	Percent
Androscoggin	7	2%
Aroostook	0	0%
Cumberland	184	59%
Franklin	1	<1%
Hancock	1	<1%
Kennebec	1	<1%
Knox	0	0%
Lincoln	1	<1%
Oxford	5	2%
Penobscot	1	<1%
Piscataquis	1	<1%
Sagadahoc	4	1%
Somerset	0	0%
Waldo	0	0%
Washington	1	<1%
York	18	6%
Out of State	69	22%
No Response	18	6%
<b>Total</b>	<b>312</b>	

## Adult Education Levels

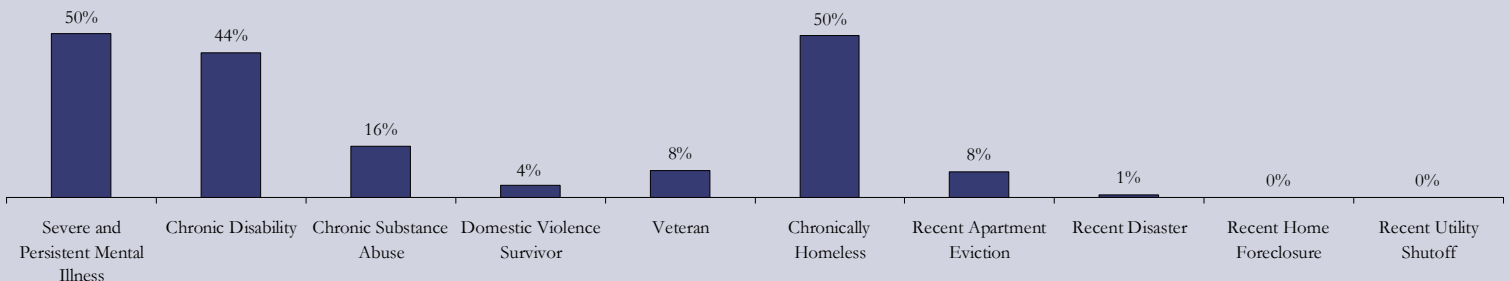
97 (36%) Less than High School Education  
 135 (50%) High School Education  
 39 (14%) More than High School Education

## Adult Employment Status

8 (3%) Employed  
 86 (32%) Unemployed  
 174 (65%) No Response to Employment Question  
 90 (34%) Using Job Training Services

## Additional Information on Adults

n = 268



133 (50%) adult survey respondents met the definition of chronically homeless: an unaccompanied homeless adult individual with a disabling condition who has either been continuously homeless for a year or more or has had at least four episodes of homelessness in the past three years. Please go to <http://www.ich.gov/> for more information.

**About the Survey:** The Annual Point in Time Survey provides a snapshot of people experiencing homelessness on a particular night of the year. The survey is required by the U.S. Department of Housing and Urban Development for Continuums of Care to receive McKinney-Vento funds for Transitional and Permanent Supportive Housing. On January 27, 2010, service providers, homeless advocates and municipal officials from the three Continuums in Maine (The City of Portland, Greater Penobscot County and Maine Balance of State) conducted a statewide census of people staying in Emergency Shelters, Transitional Housing for people who are homeless, and those living on the streets or in places considered unfit for habitation (Unsheltered). The person's demographic information, homeless situation and service needs were recorded, whenever possible, in addition to counting people who were homeless. *This handout includes information and survey responses from people who were staying in Emergency Shelters or were Unsheltered in the Portland Continuum of Care on January 27, 2010.* Visit [www.mainehousing.org](http://www.mainehousing.org) for additional Point in Time handouts with statewide and Continuum of Care data.