

# 451 People Homeless in the Maine Balance of State COC

## Annual Point in Time Survey – January 28, 2009

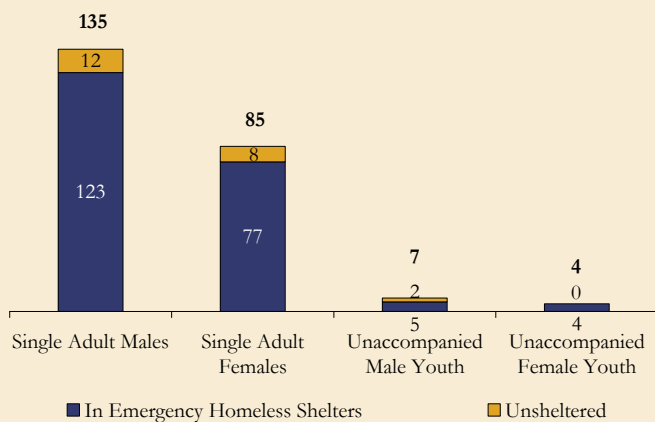
Where People Stayed	People Identified as Homeless	Survey Respondents	Survey Response Rate
In Emergency Homeless Shelters	423	373	88.2%
Unsheltered*	28	4	14.3%
<b>Total</b>	<b>451</b>	<b>377</b>	<b>83.6%</b>

\*Unsheltered includes people who were staying in cars, tents, abandoned buildings, outside or in other places not suitable for human habitation.

### People Identified as Homeless:

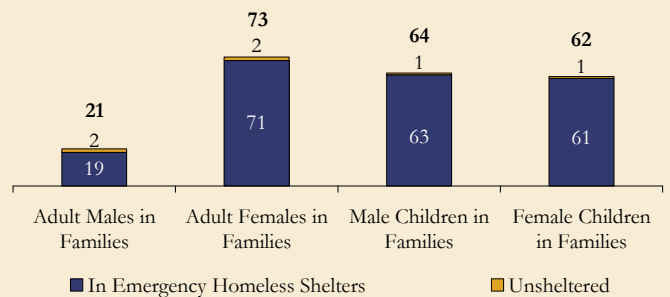
#### Individuals

n = 231



#### Families

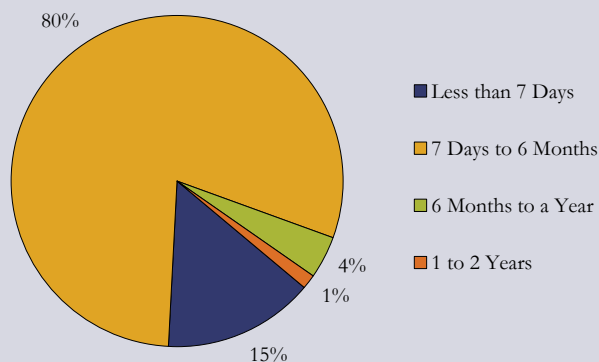
n = 220



### Survey Results:

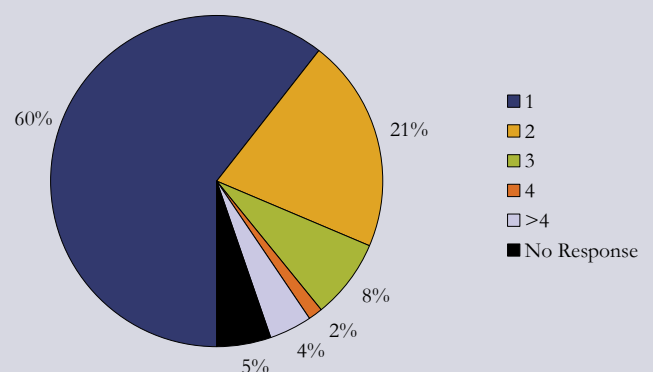
#### Length of Time Homeless

n = 377



#### Times Homeless in the Past Three Years

n = 377



#### Services Most Frequently Used

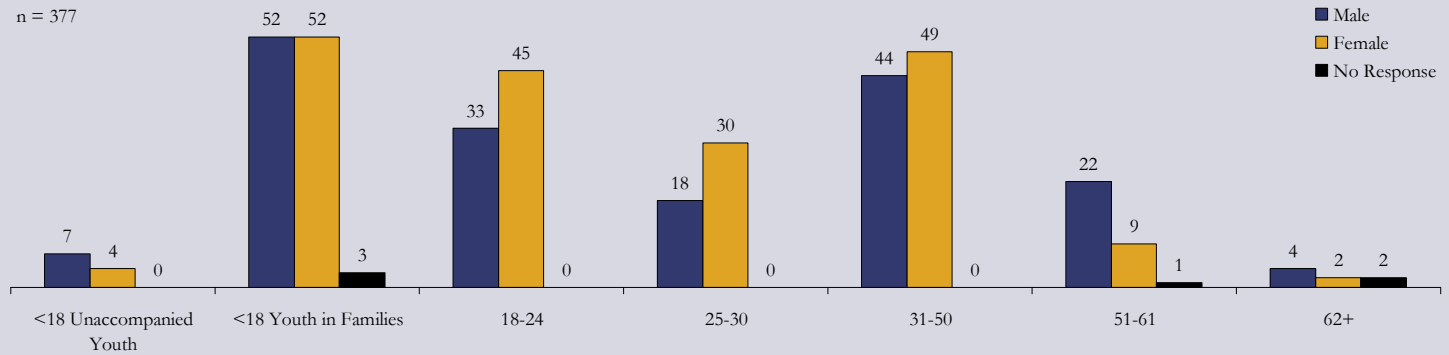
149 (40%) Food Stamps  
119 (32%) Case Management  
118 (31%) Health Care

#### Services Most Frequently Needed but Not Accessed

102 (27%) Rental Subsidies  
53 (14%) Housing Search Help  
44 (12%) Transportation

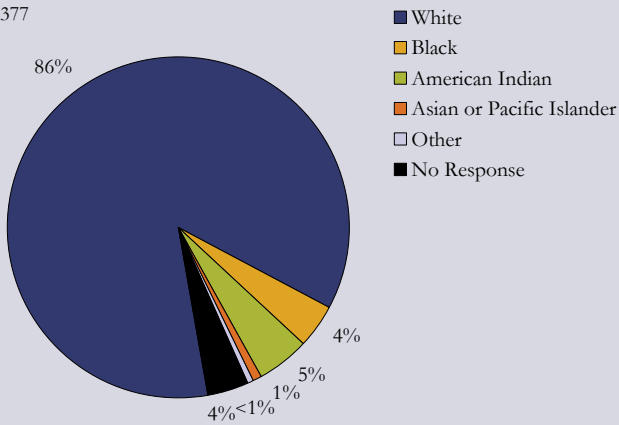
## Gender and Age

n = 377



## Racial Make-Up

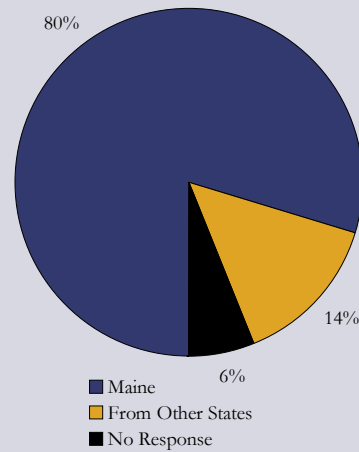
n = 377



39 (10%) people identified through the survey were minorities. Minorities are 4% of Maine's population.

## Last Residence

n = 377



County	People	Percent
Androscoggin	42	11%
Aroostook	30	8%
Cumberland	33	9%
Franklin	8	2%
Hancock	12	3%
Kennebec	49	13%
Knox	14	4%
Lincoln	9	2%
Oxford	26	7%
Penobscot	15	4%
Piscataquis	0	0%
Sagadahoc	7	2%
Somerset	9	2%
Waldo	2	1%
Washington	9	2%
York	36	10%
Out of State	53	14%
No Response	23	6%
<b>Total</b>	<b>377</b>	

## Adult Education Levels

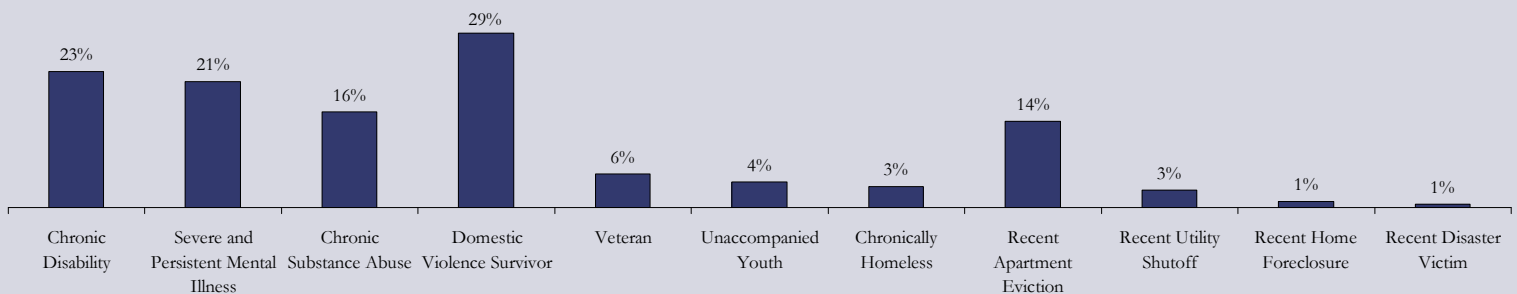
92 (36%) Less than High School Education  
 125 (48%) High School Education  
 28 (11%) More than High School Education  
 14 (5%) No Response

## Adult Employment Status

22 (8%) Employed  
 136 (53%) Unemployed  
 101 (39%) No Response to Employment Question  
 26 (10%) Using Job Training Services

## Additional Information

n = 377



13 (3%) survey respondents met the definition of chronically homeless: an unaccompanied homeless individual with a disabling condition who has either been continuously homeless for a year or more or has had at least four episodes of homelessness in the past three years. Please go to <http://www.ich.gov/> for more information.

**About the Survey:** The Annual Point in Time Survey provides a snapshot of people experiencing homelessness on a particular night of the year. The survey is required by the U.S. Department of Housing and Urban Development for Continuums of Care to receive McKinney-Vento funds for Transitional and Permanent Supportive Housing. On January 28, 2009, service providers, homeless advocates and municipal officials from the three Continuums in Maine (The City of Portland, Greater Penobscot County and Maine Balance of State) conducted a statewide census of people staying in Emergency Shelters, Transitional Housing for people who are homeless, and those living on the streets or in places considered unfit for habitation (Unsheltered). The person's demographic information, homeless situation and service needs were recorded, whenever possible, in addition to counting people who were homeless. *This handout includes information and survey responses from people who were staying in Emergency Shelters or were Unsheltered in the Maine Balance of State Continuum of Care on January 28, 2009.* Visit [www.mainehousing.org](http://www.mainehousing.org) for additional Point in Time handouts with statewide and Continuum of Care data.