

Maine Continuum of Care Point in Time Count 2018



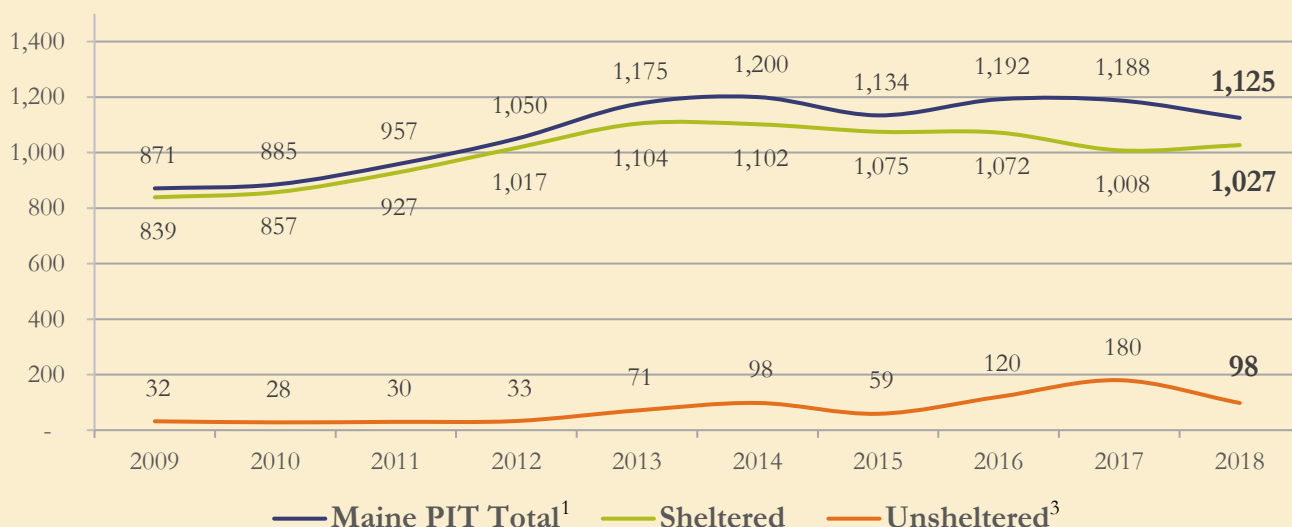
HELPING MAINERS RENT, BUY & HEAT THEIR HOMES SINCE 1969

About the Point in Time Count

The Point in Time (PIT) Count is a snapshot of homelessness on one night of the year. The U.S. Department of Housing and Urban Development (HUD) requires that each Continuum of Care (CoC) conduct a sheltered PIT Count annually, and that it occur within the last ten days of January. In 2018, the “Night of the Count” in Maine was January 23. This count included both sheltered and unsheltered populations. Information from emergency shelters and other service providers was primarily collected through Maine’s Homeless Management Information System (HMIS).

Information from those who were unsheltered on the night of the count, as well as from those shelters or programs that do not participate in HMIS, was collected using paper survey forms and later entered into HMIS. Some additional data was collected from January 24 to 27 to ensure all persons homeless on the night of January 23 were represented.

1,125¹ People Homeless in Maine² on January 23, 2018



¹Total does not include individuals in transitional housing reported to HUD, 1,391 in 2018.

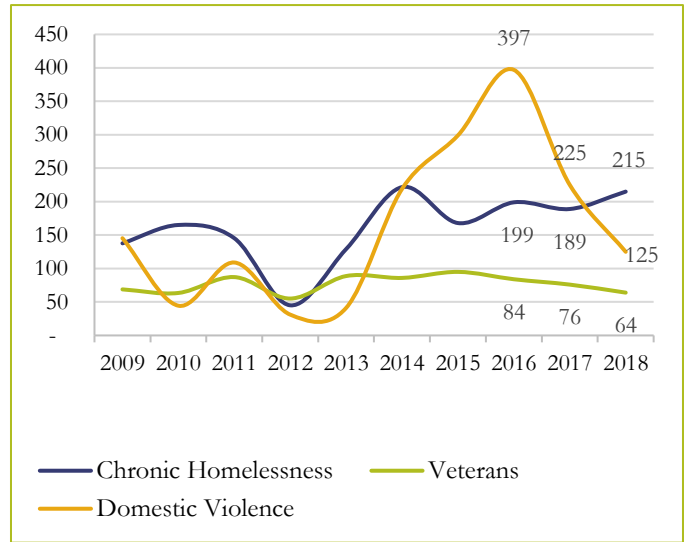
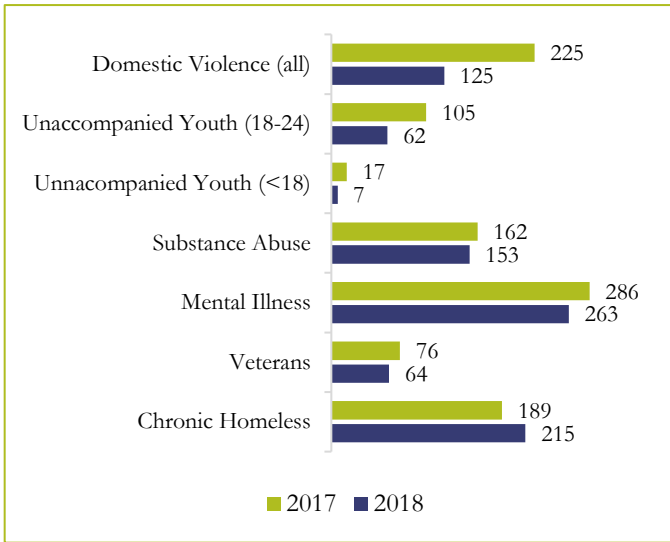
²2018 was the first year a PIT was conducted under a single CoC.

³HUD: An unsheltered homeless person resides in a place not meant for human habitation, such as cars, parks, sidewalks, abandoned buildings (on the street).

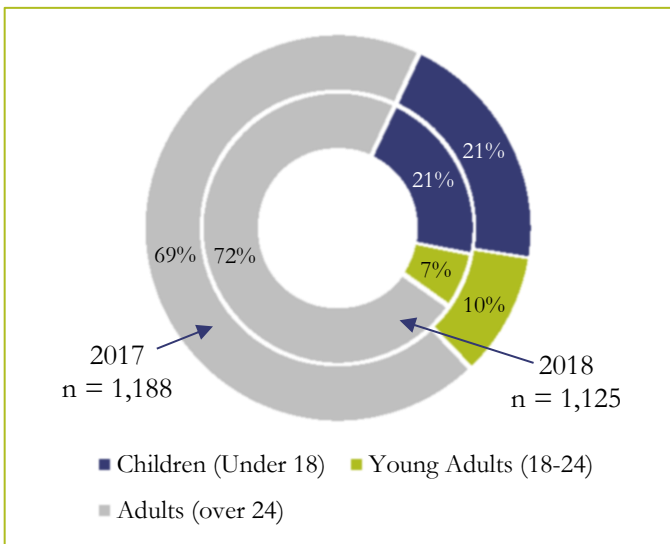
2018 PIT Summary

- 63 fewer Maine people were experiencing homelessness, a 5% decrease in comparison to the 2017 PIT.
- Youth (under 18) decreased 2% to 238 from 244 in 2017, still representing 21% of the PIT.
- Young adults (18-24) decreased 40% from 124 to 75.
- Chronic homelessness (head of household with a disabling condition who has been homeless for 12 consecutive months or 4+ times totaling 12 months over 3 years) increased 14% from 189 to 215.
- Veterans decreased 16% from 76 to 64.
- Domestic violence survivors decreased 44% from 225 to 125.
- Unsheltered persons decreased 46% from 180 to 98.
- Households with at least one child comprised 34% of those accounted for during the PIT, the same rate as 2017.

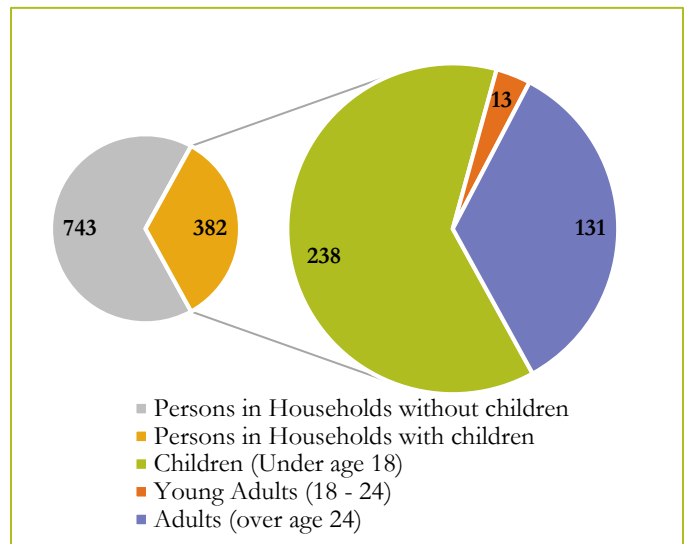
Subpopulations



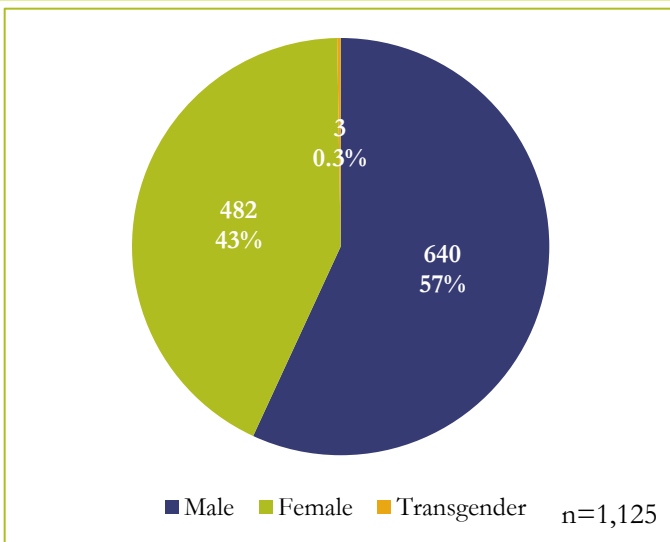
Youth



Households with at least one child



Gender



More About the PIT

The HUD definition of homelessness is:

“An individual or family who lacks fixed, regular, and adequate nighttime residence, meaning the individual or family has a primary nighttime residence that is a public or private place not meant for human habitation or is living in a publicly operated shelter designed to provide temporary living arrangements.”

All survey and/or intake information used for the PIT is self-reported by the client/respondent. Volunteers perform extensive outreach and planning before and during the PIT to find and count unsheltered individuals. MaineHousing processes all the data collected, both on surveys and through HMIS. HUD requires that communities receiving federal McKinney-Vento Homeless Assistance funds conduct a PIT Count of Emergency Shelters, Safe Havens, and Transitional Housing annually, and an Unsheltered PIT Count at least every other year. HUD uses information from the PIT Counts, among other data sources, in the Annual Homeless Assessment Report to Congress. This report informs Congress about the number of people experiencing homelessness in the U.S. and the effectiveness of HUD’s programs and policies in decreasing those numbers. At the local level, PIT Counts help communities plan services and programs to address local needs, measure progress in decreasing homelessness, and identify strengths and gaps in a community’s current homelessness assistance system.

