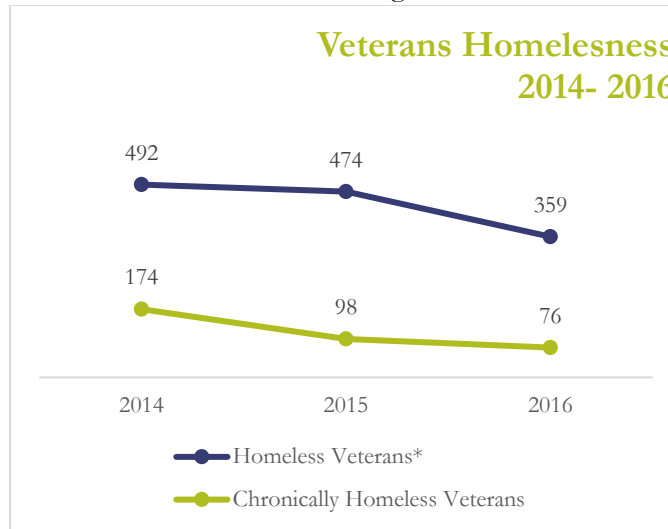


2016 Veteran Shelter Statistics

For this report a veteran is defined as anyone who is recording an answer YES to the US Military Veteran question or answering YES to the National Guard in active duty question. Data does not include clients served by domestic violence shelters.

Key Takeaways

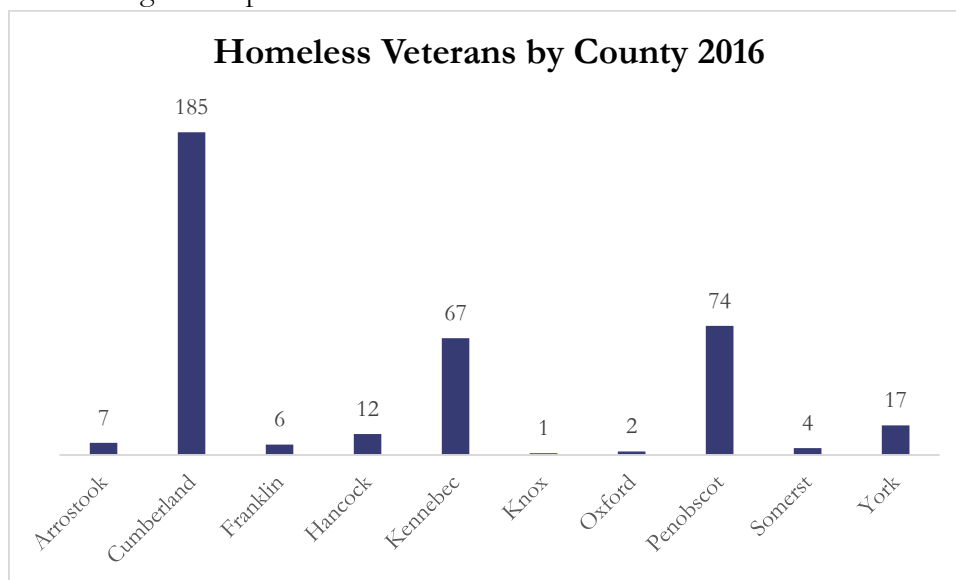
Veteran homeless continued to decline in 2016. Compared to 2015 homeless veterans in emergency shelters decreased by 24 percent to 359. Chronic homelessness amongst veterans also decline by 23 percent to 76.



*Statewide Deduplicated Total

By CoC

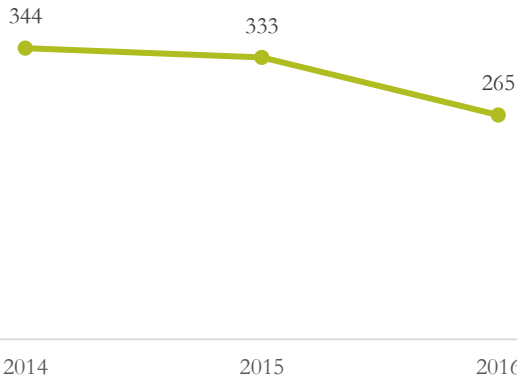
Homeless veterans entered emergency shelters in 10 of Maine’s counties in 2016, with Cumberland Kennebec, and Penobscot counties accounting for 87 percent of the entrances.



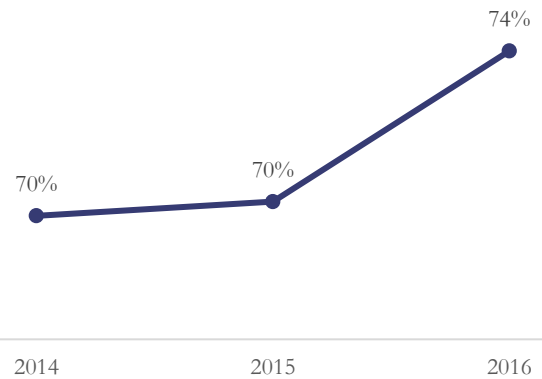
Disability of Long Duration

As the homeless veteran population continues to decline so does those with disabilities of long duration, decreasing 23 percent since 2014. While the homeless veteran population continues to decline, the share of homeless veterans with a disability has increased four percent since 2014.

Number of Homeless Veterans with a Disability of Long Duration 2014 - 2016

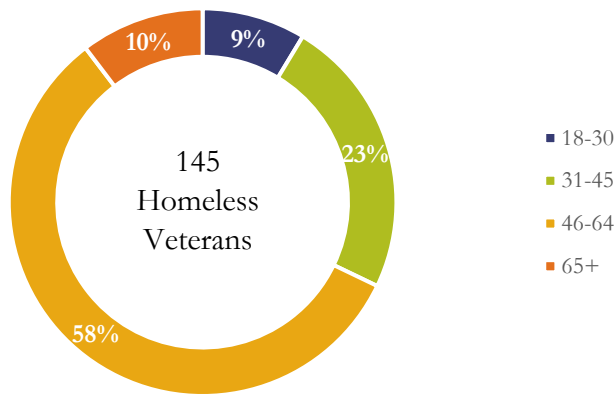


Percentage of Homeless Veterans with a Disability of Long Duration 2014 - 2016



Age & Gender

Age of Homeless Veterans



Gender of Homeless Veterans 2016

