

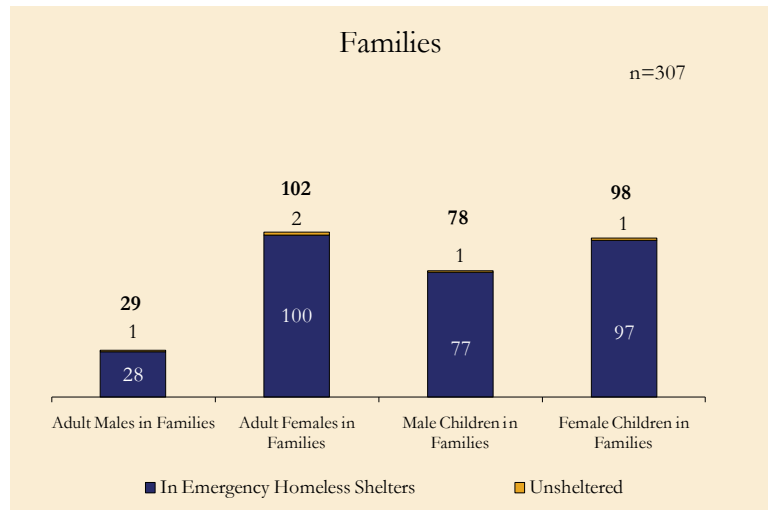
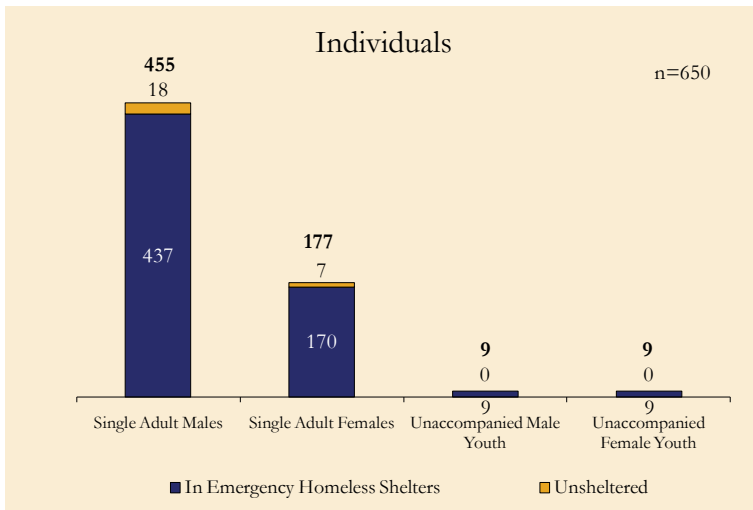
# 957 People Homeless in Maine on January 26, 2011

## Annual Point in Time Survey

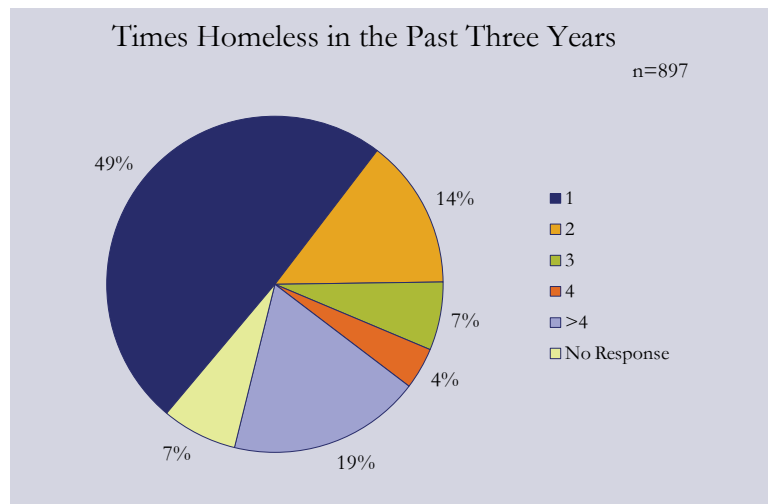
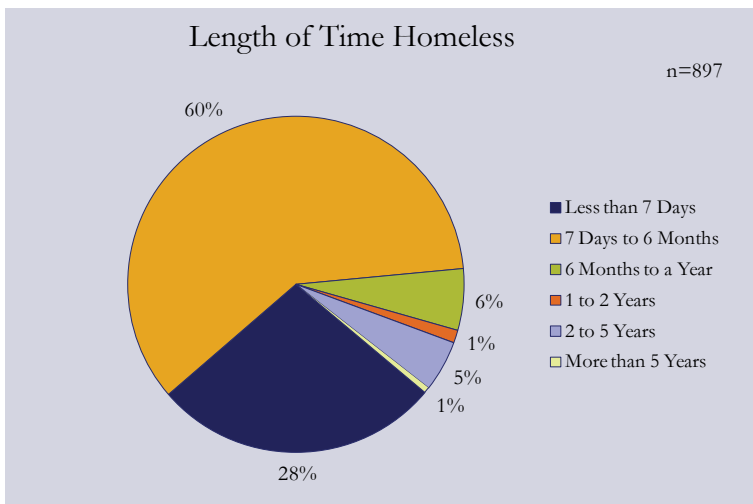
| Where People Stayed            | People Identified as Homeless | Survey Respondents | Survey Response Rate |
|--------------------------------|-------------------------------|--------------------|----------------------|
| In Emergency Homeless Shelters | 927                           | 883                | 95.3%                |
| Unsheltered*                   | 30                            | 14                 | 46.7%                |
| <b>Total</b>                   | <b>957</b>                    | <b>897</b>         | <b>93.7%</b>         |

\*Unsheltered includes people who were staying in cars, tents, abandoned buildings, outside or in other places not suitable for human habitation.

### People Identified as Homeless:



### Survey Results:



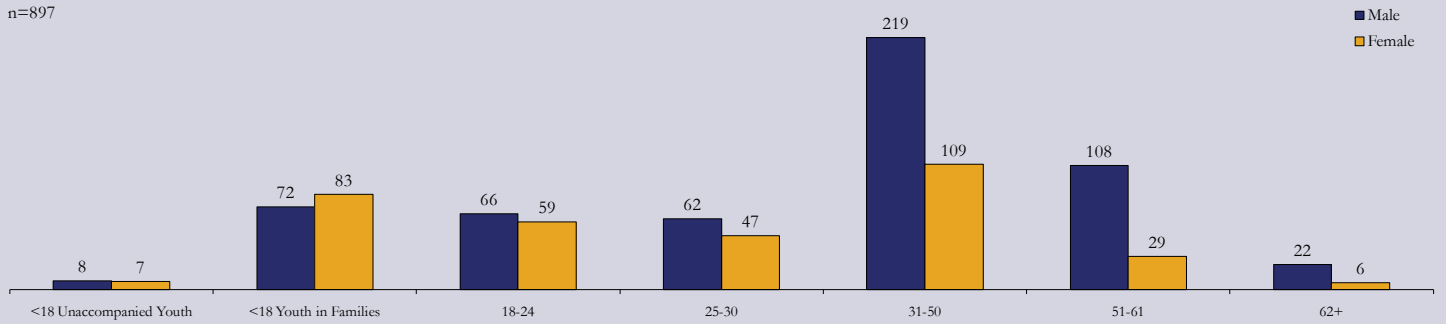
### Services Most Frequently Used

271 (30%) Food Stamps  
 230 (26%) Case Management  
 150 (17%) Medicaid / MaineCare

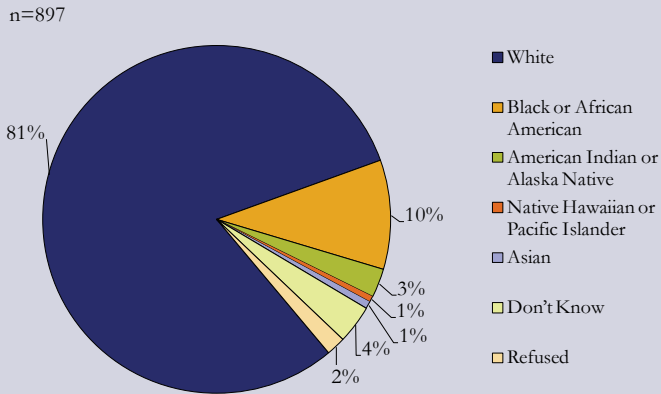
### Services Most Frequently Needed but Not Accessed

214 (24%) Rent Payment Assistance  
 135 (15%) Housing Search Assistance  
 122 (14%) Food Stamps

## Gender and Age

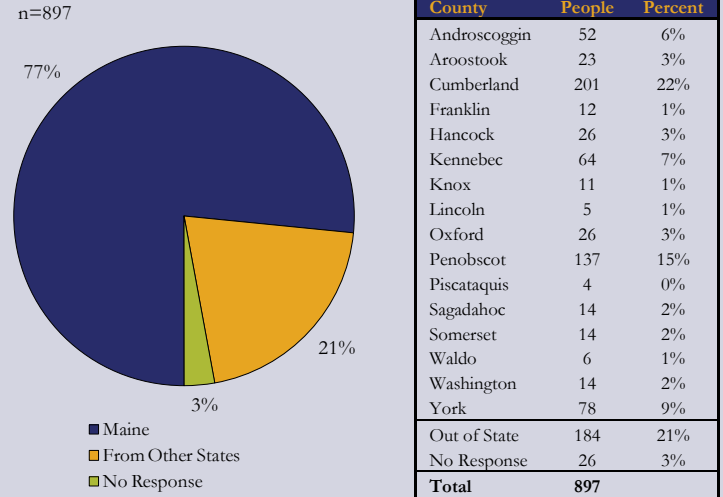


## Racial Make-Up



126 (14%) people identified through the survey were minorities. Minorities are 4% of Maine's population.

## Last Residence



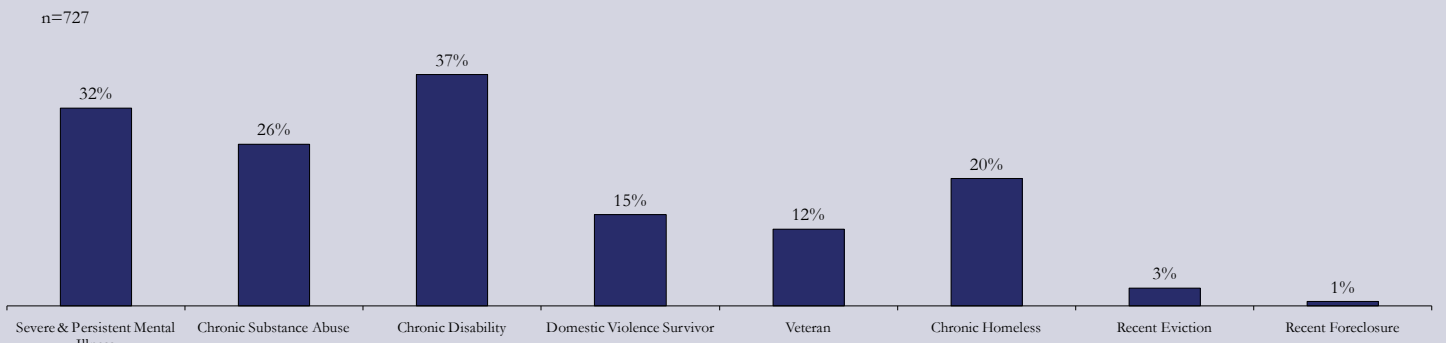
## Adult Education Levels

234 (32%) Less than High School  
 373 (52%) High School Education  
 105 (15%) More than High School  
 10 (1%) No Response

## Adult Employment Status

72 (10%) Employed  
 562 (78%) Unemployed  
 88 (12%) No Response  
 95 (13%) Using Job Training Services

## Additional Information on Adults



149 (20%) adult survey respondents met the definition of chronically homeless: an unaccompanied homeless adult individual with a disabling condition who has either been continuously homeless for a year or more or has had at least four episodes of homelessness in the past three years. Please go to <http://www.ich.gov/> for more information.

**About the Survey:** The Annual Point in Time Survey provides a snapshot of people experiencing homelessness on a particular night of the year. The survey is required by the U.S. Department of Housing and Urban Development for Continuums of Care to receive McKinney-Vento funds for Transitional and Permanent Supportive Housing. On January 26, 2011, service providers, homeless advocates and municipal officials from the three Continuums in Maine (The City of Portland, Greater Penobscot County and Maine Balance of State) conducted a statewide census of people staying in Emergency Shelters, Transitional Housing for people who are homeless, and those living on the streets or in places considered unfit for habitation (Unsheltered). The person's demographic information, homeless situation and service needs were recorded, whenever possible, in addition to counting people who were homeless. This handout includes information and survey responses from people who were staying in Emergency Shelters or were Unsheltered on January 26, 2011. Visit [www.mainehousing.org](http://www.mainehousing.org) for additional Point in Time handouts with Continuum of Care data.