

# 340 People Homeless in the Portland COC

## Annual Point in Time Survey – January 26, 2011

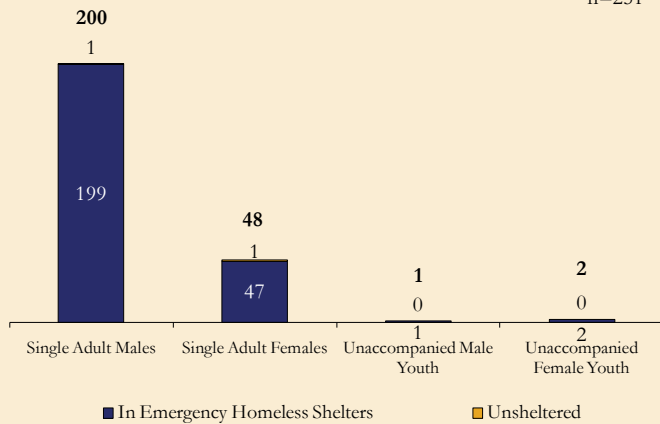
Where People Stayed	People Identified as Homeless	Survey Respondents	Survey Response Rate
In Emergency Homeless Shelters	338	337	99.7%
Unsheltered*	2	2	100%
<b>Total</b>	<b>340</b>	<b>339</b>	<b>99.7%</b>

\*Unsheltered includes people who were staying in cars, tents, abandoned buildings, outside or in other places not suitable for human habitation.

### People Identified as Homeless:

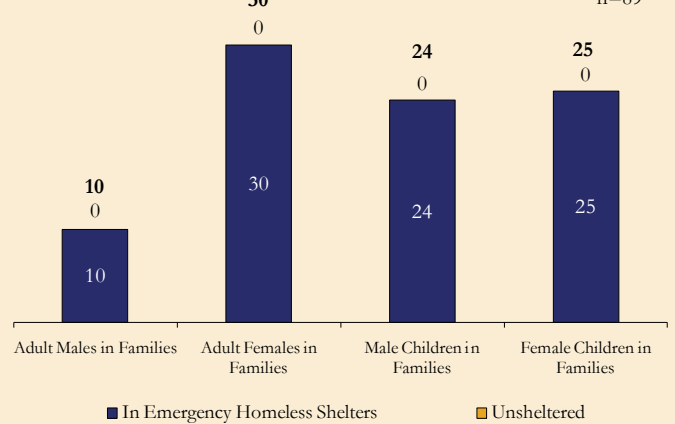
#### Individuals

n=251



#### Families

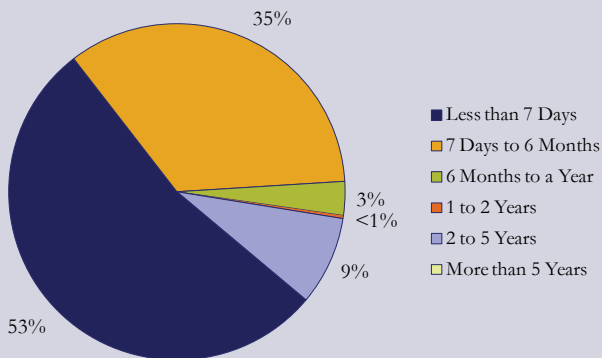
n=89



### Survey Results:

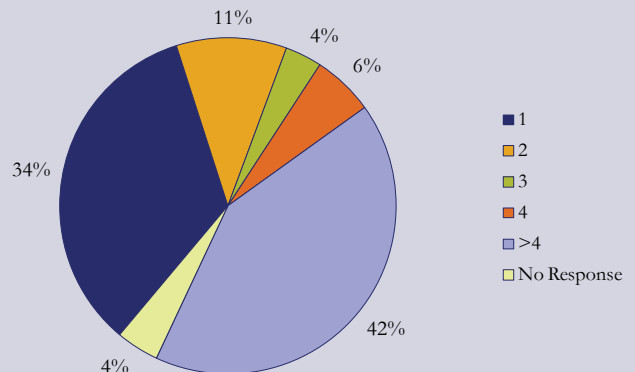
#### Length of Time Homeless

n=339



#### Times Homeless in the Past Three Years

n=339



#### Services Most Frequently Used

31 (9%) Food Stamps  
23 (7%) Medicaid / MaineCare  
21 (6%) Case Management

#### Services Most Frequently Needed but Not Accessed

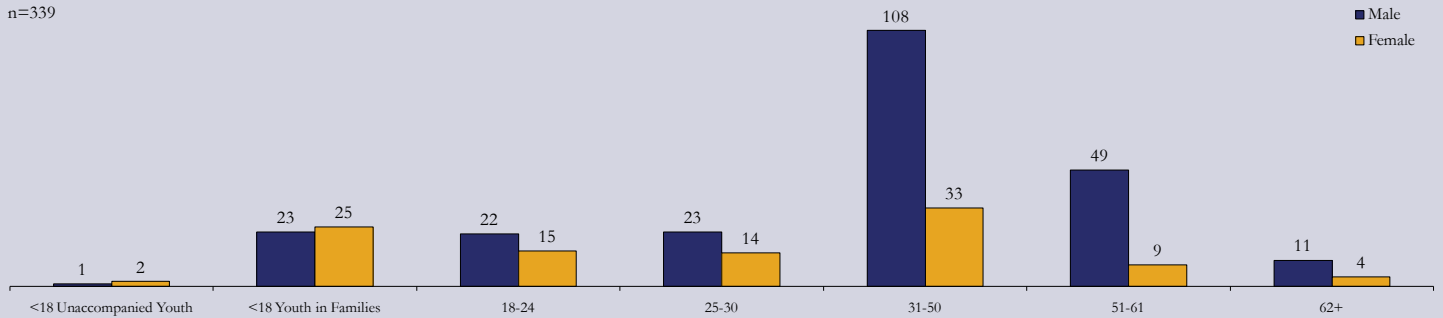
23 (7%) Rent Payment Assistance  
13 (4%) Food Stamps  
12 (4%) Case Management



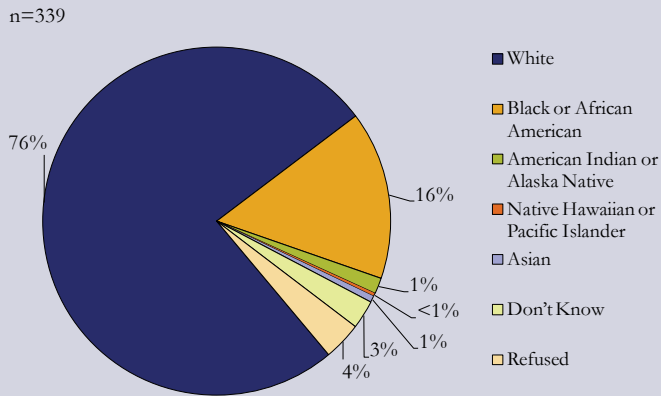
**MaineHousing**  
Maine State Housing Authority

www.mainehousing.org  
207-626-4600 • TTY 1-800-452-4603

## Gender and Age

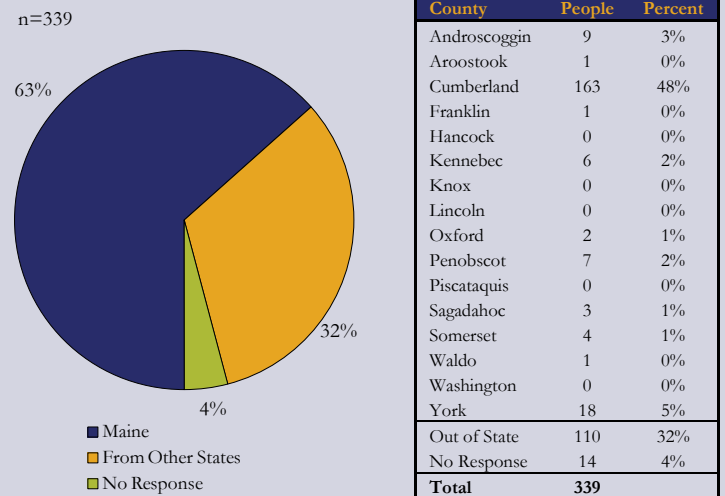


## Racial Make-Up



61 (18%) people identified through the survey were minorities. Minorities are 4% of Maine's population.

## Last Residence



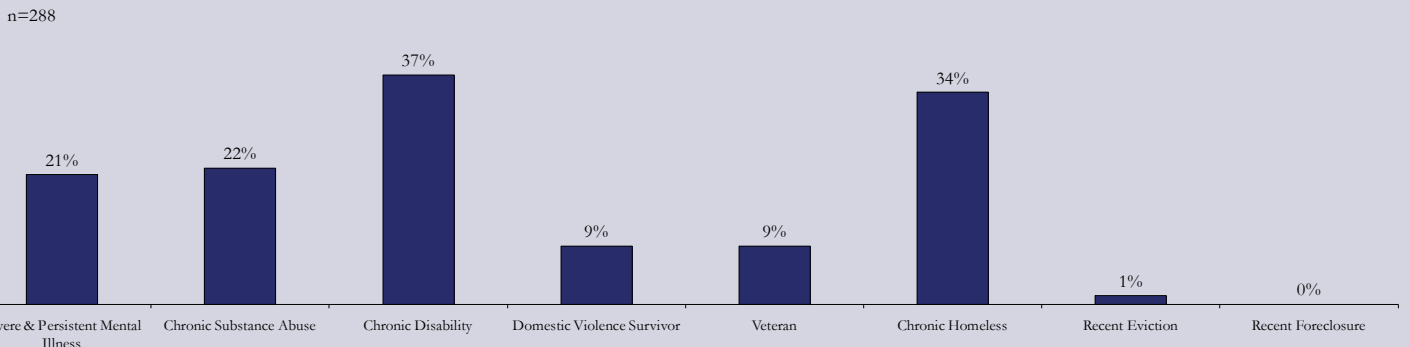
## Adult Education Levels

76 (27%) Less than High School  
 170 (59%) High School Education  
 39 (14%) More than High School  
 1 (0%) No Response

## Adult Employment Status

18 (6%) Employed  
 232 (81%) Unemployed  
 36 (13%) No Response  
 9 (3%) Using Job Training Services

## Additional Information on Adults



98 (34%) adult survey respondents met the definition of chronically homeless: an unaccompanied homeless adult individual with a disabling condition who has either been continuously homeless for a year or more or has had at least four episodes of homelessness in the past three years. Please go to <http://www.ich.gov/> for more information.

**About the Survey:** The Annual Point in Time Survey provides a snapshot of people experiencing homelessness on a particular night of the year. The survey is required by the U.S. Department of Housing and Urban Development for Continuums of Care to receive McKinney-Vento funds for Transitional and Permanent Supportive Housing. On January 26, 2011, service providers, homeless advocates and municipal officials from the three Continuums in Maine (The City of Portland, Greater Penobscot County and Maine Balance of State) conducted a statewide census of people staying in Emergency Shelters, Transitional Housing for people who are homeless, and those living on the streets or in places considered unfit for habitation (Unsheltered). The person's demographic information, homeless situation and service needs were recorded, whenever possible, in addition to counting people who were homeless. This handout includes information and survey responses from people who were staying in Emergency Shelters or were Unsheltered on January 26, 2011. Visit [www.mainehousing.org](http://www.mainehousing.org) for additional Point in Time handouts with Continuum of Care data.