

276 People Homeless in the Portland COC

Annual Point in Time Survey – January 28, 2009

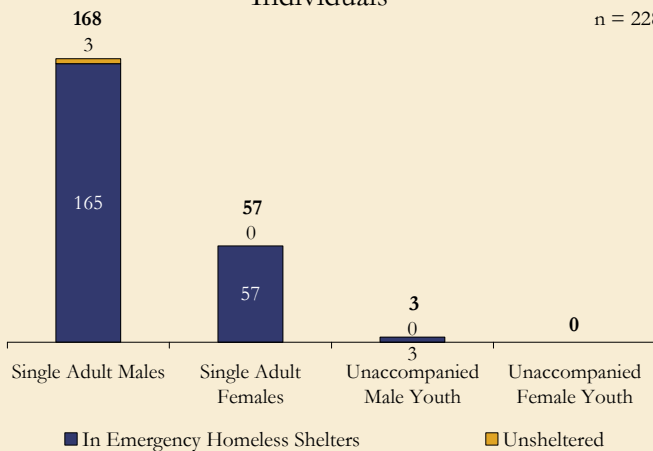
Where People Stayed	People Identified as Homeless	Survey Respondents	Survey Response Rate
In Emergency Homeless Shelters	273	258	94.5%
Unsheltered*	3	1	33.3%
Total	276	259	93.8%

*Unsheltered includes people who were staying in cars, tents, abandoned buildings, outside or in other places not suitable for human habitation.

People Identified as Homeless:

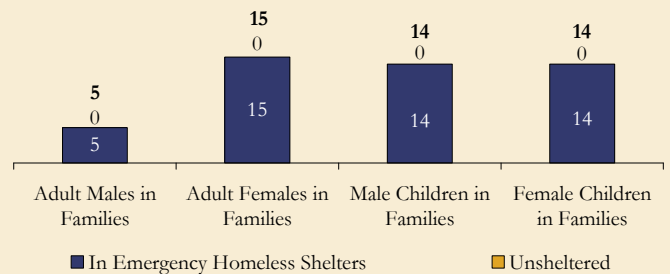
Individuals

n = 228



Families

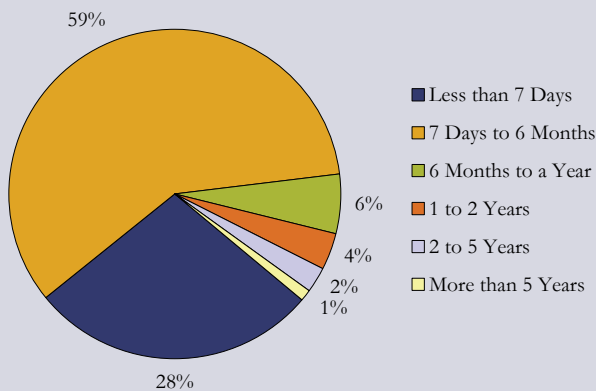
n = 48



Survey Results:

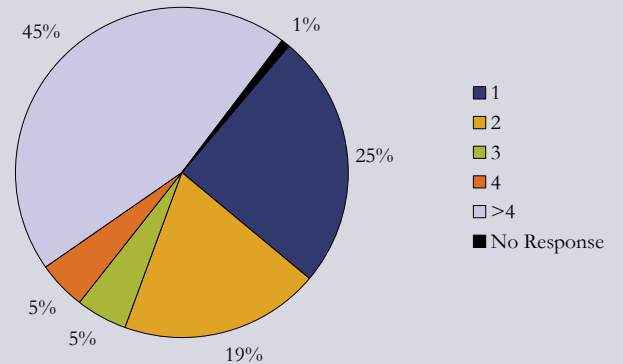
Length of Time Homeless

n = 259



Times Homeless in the Past Three Years

n = 259



Services Most Frequently Used

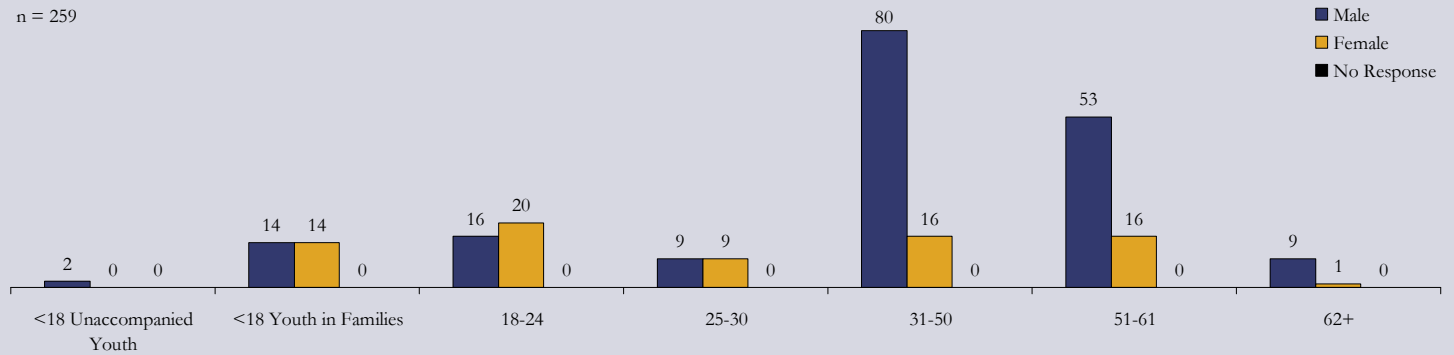
53 (20%) Case Management
47 (18%) Food Stamps
34 (13%) Health Care

Services Most Frequently Needed but Not Accessed

40 (15%) Rental Subsidies
36 (14%) Housing Search Help
34 (13%) Transportation

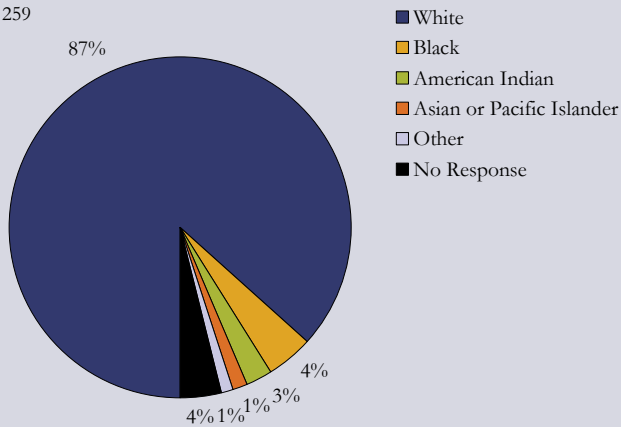
Gender and Age

n = 259



Racial Make-Up

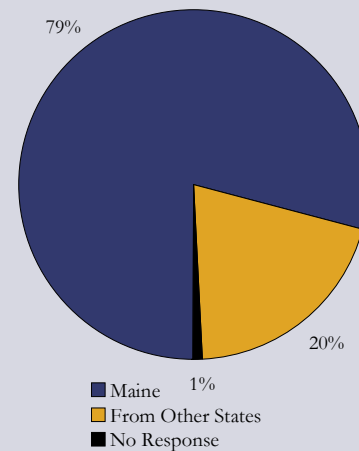
n = 259



24 (9%) people identified through the survey were minorities. Minorities are 4% of Maine's population.

Last Residence

n = 259



County	People	Percent
Androscoggin	5	2%
Aroostook	1	<1%
Cumberland	168	65%
Franklin	0	0%
Hancock	2	1%
Kennebec	5	2%
Knox	2	1%
Lincoln	1	<1%
Oxford	1	<1%
Penobscot	2	1%
Piscataquis	0	0%
Sagadahoc	0	0%
Somerset	1	<1%
Waldo	1	<1%
Washington	0	0%
York	16	6%
Out of State	52	20%
No Response	2	1%
Total	259	

Adult Education Levels

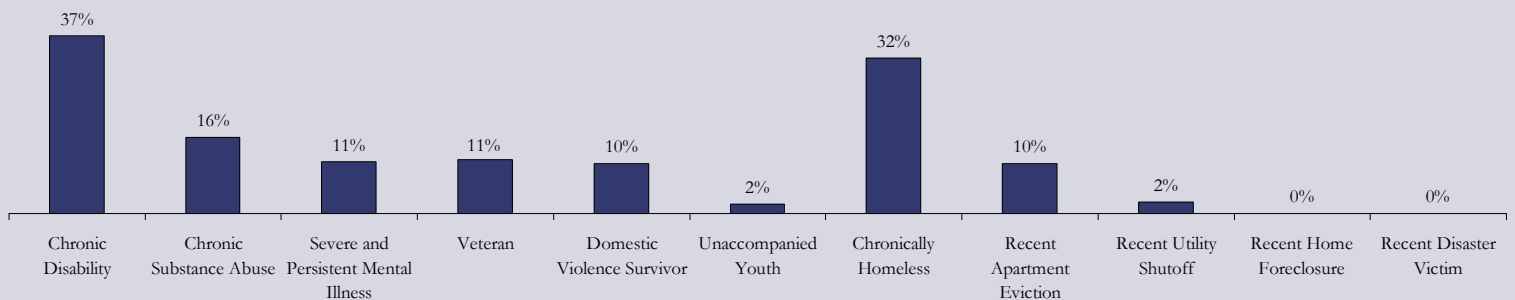
78 (34%) Less than High School Education
 111 (48%) High School Education
 39 (17%) More than High School Education
 1 (<1%) No Response

Adult Employment Status

8 (4%) Employed
 85 (37%) Unemployed
 136 (59%) No Response to Employment Question
 16 (7%) Using Job Training Services

Additional Information

n = 259



84 (32%) survey respondents met the definition of chronically homeless: an unaccompanied homeless individual with a disabling condition who has either been continuously homeless for a year or more or has had at least four episodes of homelessness in the past three years. Please go to <http://www.ich.gov/> for more information.

About the Survey: The Annual Point in Time Survey provides a snapshot of people experiencing homelessness on a particular night of the year. The survey is required by the U.S. Department of Housing and Urban Development for Continuums of Care to receive McKinney-Vento funds for Transitional and Permanent Supportive Housing. On January 28, 2009, service providers, homeless advocates and municipal officials from the three Continuums in Maine (The City of Portland, Greater Penobscot County and Maine Balance of State) conducted a statewide census of people staying in Emergency Shelters, Transitional Housing for people who are homeless, and those living on the streets or in places considered unfit for habitation (Unsheltered). The person's demographic information, homeless situation and service needs were recorded, whenever possible, in addition to counting people who were homeless. *This handout includes information and survey responses from people who were staying in Emergency Shelters or were Unsheltered in the Portland Continuum of Care on January 28, 2009.* Visit www.mainehousing.org for additional Point in Time handouts with statewide and Continuum of Care data.