

Homelessness in Maine – 2007



MaineHousing
Maine State Housing Authority

Introduction

Many readers of this report see people who are homeless every day. Others will have little knowledge or awareness of homelessness as a problem in our state. But homelessness in Maine is real, and this report summarizes data on the extent of homelessness in Maine. It shows that 7,083 people stayed in Maine homeless shelters during calendar year 2007. Countless others, probably hundreds, are also without homes of their own and found shelter in vehicles and campgrounds, and the homes of family and friends.

This report provides baseline information for measuring progress on *Maine's Plan to End and Prevent Homelessness*. The plan, adopted March 11, 2008, by the Statewide Homeless Council, is a living document that provides a blueprint for meeting the needs of all populations experiencing homelessness. This report is organized around the four overarching goals contained in *Maine's Plan to End and Prevent Homelessness*:

1. Emergency shelter and outreach programs will provide safety and engagement or support that allows rapid re-housing with adequate support for success.
2. Ensure an adequate supply of appropriate housing and rental subsidies to allow rapid re-housing and stability.
3. Ensure that physical health, mental health, and chemical health needs are met to allow long-term stability and success.
4. Ensure that issues underlying homelessness are addressed and that linkage to an effective, on-going support system is securely in place.

It provides data for three different groups experiencing homelessness:

- Homeless adult individuals: persons age 24 or older experiencing homelessness alone or with another adult.
- Homeless families: one or more adults with at least one child under age 18 experiencing homelessness.
- Unaccompanied youth: persons age 23 or younger experiencing homelessness alone.

It provides baseline data for measuring progress toward the goals, and identifies additional data needs.

Homelessness in Maine has been produced by MaineHousing using data from the Homeless Management Information System (HMIS), a provider survey, the Maine Department of Health & Human Services, and the Section 8 Housing Choice Voucher Program.

Although every person who experiences homelessness has a different and unique story, all who are homeless face some combination of complex problems ranging from poverty to lack of training or employment to addiction to mental illness to domestic violence to disability. This report is an effort to identify needs of people who are homeless and to measure our collective progress toward effectively addressing them.

No one should be without a place to call home. Our collective work to end and prevent homelessness will not be done until everyone in our state has permanent housing appropriate to their needs.

Goal I: Emergency shelter and outreach programs will provide safety and engagement or support that allows rapid re-housing with adequate support for success.

Over 7,000 people stayed in Maine's emergency shelters, including domestic violence shelters, during calendar year 2007. This section of the report contains data on people who made use of these shelters and programs. Key observations include:

- More males were found staying in emergency shelters than females (3 in 4 adult individuals and 3 in 5 unaccompanied youth), but about 3 in 4 families staying in shelters were led by a female head of household.
- The top reported reasons for homelessness varied across all groups. The top reported reason for each group was:
 - Substance abuse for adult individuals.
 - Eviction for families.
 - Health or safety for unaccompanied youth.
- Families were more likely to stay longer in emergency shelters (between seven days and one month) than adult individuals or unaccompanied youth, who were more likely to stay less than seven days.
- Not much is known about where adult individuals or unaccompanied youth went when they left emergency shelters. For families, the most reported known destination was to a new house or apartment (1 in 3).

Of the 7,083 people who used emergency shelters, 15% used domestic violence shelters, and of the remaining:

- 47% were adult individuals.
- 22% were people in families.
- 16% were unaccompanied youth.

Clients Served by Emergency Shelters by Region

Region	Unique Clients by Region	Bednights	Beds
Region 1	4,565	127,399	469
Region 2	1,811	44,237	230
Region 3	1,775	53,579	291
Total:	8,151		
Adjusted Deduplicated Statewide Total:	7,083	225,215	990

The 8,151 total includes clients who were served by shelters in multiple regions, and includes clients who received Winter Emergency Response Funds (but may or may not have also stayed in a shelter). Deduplicating these clients yields a total of 7,083 – the total number of people who were served by shelters in 2007.

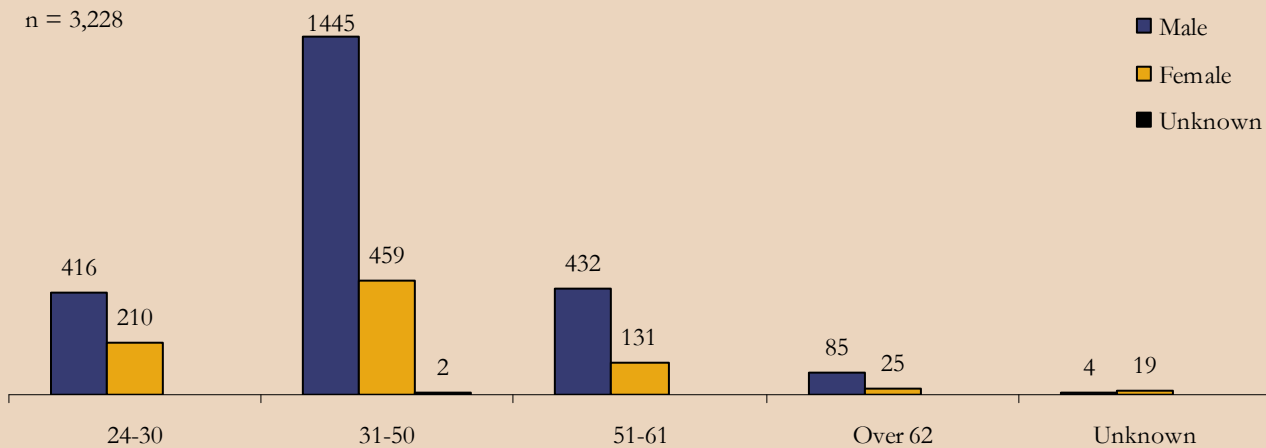
Use of Emergency Shelters

Of the 7,083 people who were homeless, 1,077 people stayed in domestic violence shelters and 6,006 stayed in other types of emergency shelters.

Use of Emergency Shelters (except Domestic Violence Shelters)

Throughout 2007, Maine's emergency shelters served 3,228 adult individuals. Nearly 3 out of 4 of these adult individuals were male (2,382) and just under 60% (1,906) were between the ages of 31 and 50.

Age and Gender of Adult Individuals who were Homeless

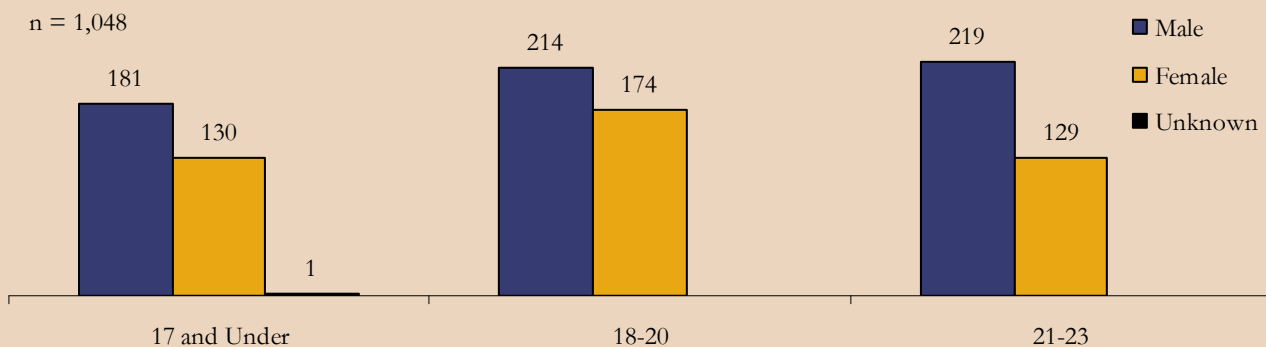


Maine's emergency shelters and programs served a total of 513 families in 2007:

- The 513 families included 1,543 people.
 - 676 adults (18 and over).
 - 867 children (17 and under).
- The average family size was 3 people.
- 136 families reported a male head of household; 377 reported a female head of household.
- 62 heads of households (12%) were domestic violence victims.

Throughout 2007, Maine's emergency shelters and programs served 1,048 unaccompanied youth. Males significantly outnumbered females in this population – 59% to 41%. Approximately 30% of unaccompanied youth were age 17 or under, while 37% were age 18 to 20 and 33% age 21 to 23.

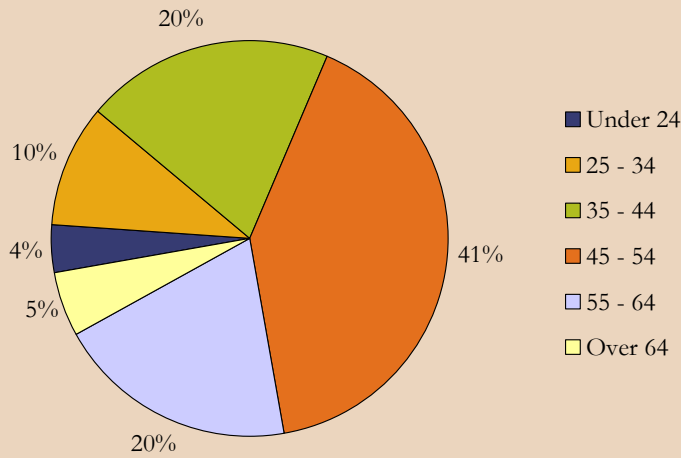
Age and Gender of Unaccompanied Youth who were Homeless



Of the 7,083 people who used emergency homeless shelters, 478 were veterans. About 95% of veterans were male and almost 1 in 2 (197) were between the ages of 45 and 54.

Age of Veterans who were Homeless

n = 478



Use of Domestic Violence Shelters

Of the 7,083 people who used emergency shelters, 1,077 stayed in a domestic violence shelter or safe home.

Region	Unique Clients by Region	Bednights
Region 1	348	8,774
Region 2	438	7,884
Region 3	291	7,267
Total:	1,077	23,925

Reasons for Homelessness

The top reported reasons for homelessness varied across all groups. The top reported reason for each group was: substance abuse for adult individuals, eviction for families, and health or safety for unaccompanied youth.

Reasons for Homelessness – Adult Individuals

The most common reasons for homelessness given by adult individuals in shelters were substance abuse, family conflict, mental health issues, lack of employment, and housing affordability. Males reported substance abuse as a primary contributor at about twice the rate as females, while females reported family conflict or domestic violence as a primary contributor at twice the rate as males.

Primary Reason Adult Individuals are Homeless	Female	Male	Unknown	Percent
Substance Abuse	97	531	0	19%
Family Conflict	66	132	0	6%
Mental Health	37	95	0	4%
Underemployment or Low Income	36	77	0	4%
No Affordable Housing	42	74	0	4%
All Other Reasons	209	437	2	20%
No Response	357	1,036	0	43%
Total	844	2,382	2	100%

It is unclear if lack of education factored into homelessness for adult individuals. Only 1 in 5 reported having an education level below high school, however, 1 in 4 did not provide their education level.

Adult Individual Education Levels	Female	Male	Unknown	Percent
Less than High School Education	133	493	0	19%
High School Education	265	1,004	0	39%
More than High School Education	180	331	1	16%
No Response	266	554	1	25%
Total	844	2,382	2	100%

Reasons for Homelessness – Families

The most common reason for homelessness given by families in shelters was eviction. All reasons except domestic violence were reported equally by both male and female headed families.

Primary Reason Families are Homeless	Families	Percent
Eviction	69	13%
Family Conflict	55	11%
No Affordable Housing	46	9%
Underemployment or Low Income	25	5%
Domestic Violence Victim	17	3%
All Other Reasons	44	9%
No Response	257	50%
Total	513	100%

Reasons for Homelessness – Unaccompanied Youth

The most common reasons for homelessness given by unaccompanied youth in shelters were health or safety, substance abuse, lack of employment, housing affordability, and family conflict. Males reported substance abuse as a primary contributor at over twice the rate as females, while females reported family conflict as a primary contributor at a 50% higher rate than males.

Primary Reason Youth are Homeless	Female	Male	Unknown	Percent
Health or Safety	121	136	0	24%
Substance Abuse	12	39	0	5%
Underemployment or Low Income	17	32	0	5%
No Affordable Housing	18	23	0	4%
Family Conflict	21	20	0	4%
All Other Reasons	77	95	0	16%
No Response	167	269	1	42%
Total	433	614	1	100%

Reasons for Homelessness – Veterans

The most common reasons for homelessness given by veterans in shelters were substance abuse, family conflict, mental health issues, relocation, and loss of job.

Primary Reason Veterans are Homeless	Female	Male	Percent
Substance Abuse	2	131	28%
Family Conflict	6	26	7%
Mental Health	3	19	5%
Relocating to Area	0	19	4%
Loss of Job	0	19	4%
All Other Reasons	9	98	22%
No Response	4	142	30%
Total	24	454	100%

Rapid Re-Housing

Measuring progress toward rapid re-housing includes two factors – how quickly people transition from shelters and where they go upon leaving. There is good data on length of shelter stay; data on destination is often unknown.

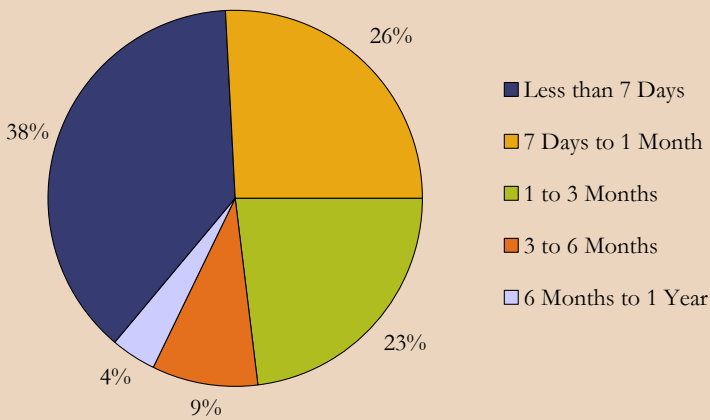
Length of Stay in Emergency Shelters

Adult individuals and unaccompanied youth were more likely than families to stay in emergency shelters for less than seven days. Families were more likely to spend seven days to one month in emergency shelters.

There was little difference between genders.

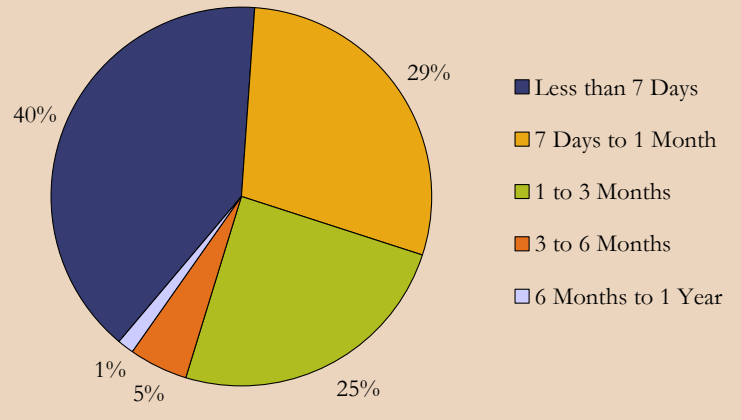
Adult Individuals

n = 3,226



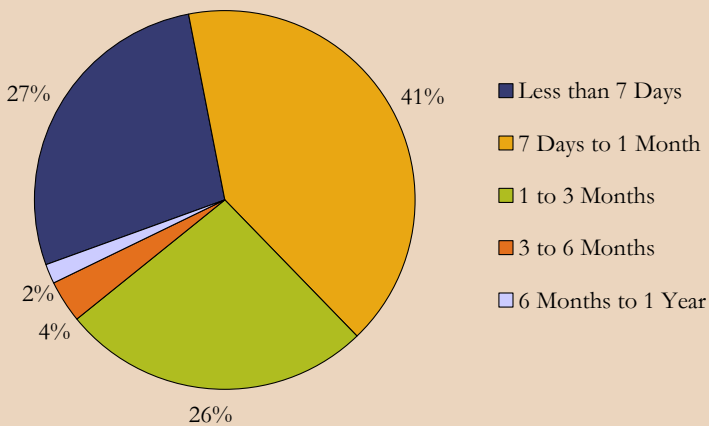
Unaccompanied Youth

n = 1,048



Families

n = 513



Destination when Leaving Emergency Shelter

Not much is known about where adult individuals or unaccompanied youth went when they left emergency shelters, but more is known for families.

Nearly 75% of adult individuals either did not provide an exit destination upon leaving the shelter or planned to return to places unsuitable for habitation with males nearly 22% more likely than females to fall in these categories.

Approximately 28% of families left emergency shelters with either an unknown destination or without providing an answer regarding destination. Female headed families were twice as likely as male headed families (32% vs. 16%) to fall in this category.

Family Destination when Leaving Shelter	Female Head of Household	Male Head of Household	Percent
New House or Apartment	98	73	33%
Staying with Friends	38	11	10%
Staying with Family	33	4	7%
Own House or Apartment	24	5	6%
Transitional Housing for People who are Homeless	23	5	5%
Permanent Housing for People who are Homeless	12	2	3%
Another Emergency Shelter	4	3	1%
Hotel/Motel without Emergency Shelter Assistance	3	2	1%
Correctional Institution	2	0	<1%
Hospital	0	2	<1%
Other Destination	20	7	5%
Unknown Destination	70	16	17%
No Response	50	6	11%
Total	377	136	100%

About 57% of unaccompanied youth either did not provide an exit destination upon leaving the shelter or planned to return to places unsuitable for habitation with males about 10% more likely than females to fall in these categories.

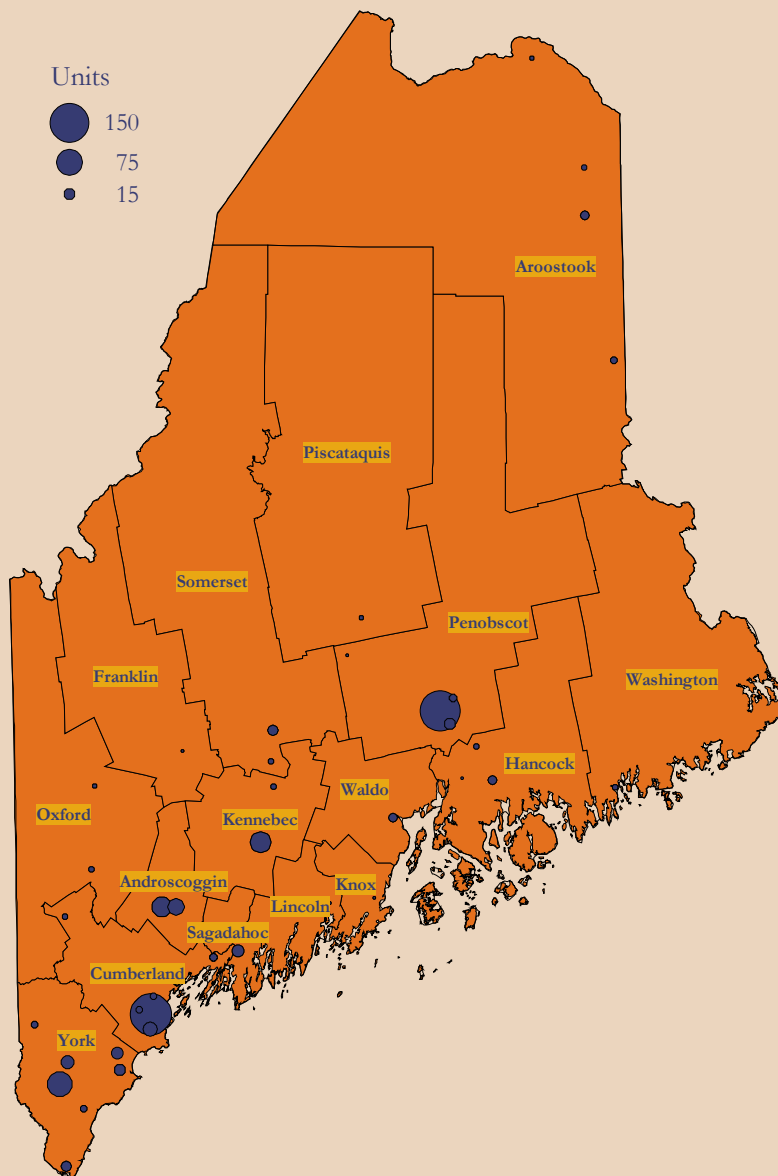
The lack of data in this section, especially for adult individuals and unaccompanied youth, makes it difficult to determine if progress is being made toward achieving rapid re-housing under Goal I of *Maine's Plan to End and Prevent Homelessness*. The Homeless Management Information System (HMIS) is capable of reporting out this information, but the available data is insufficient at this time.

Goal II: Ensure an adequate supply of appropriate housing and rental subsidies to allow rapid re-housing and stability.

Permanent housing along with support services that help individuals and families achieve stability is critical to reducing homelessness in Maine. Since the early 1990s, nonprofit developers and social service agencies have partnered with MaineHousing and other funders to develop supportive housing to serve various homeless populations. A total of 393 units of permanent supportive housing and 450 units of transitional supportive housing now serve a variety of consumers who were previously homeless. Various projects are dedicated to the needs of persons with mental illness and addictions, victims of domestic violence, unaccompanied youth, chronically homeless adults, and families.

One measure of determining the need for additional supportive housing units is to use information submitted to the U.S. Department of Housing and Urban Development (HUD) in Maine's three Continuum of Care applications. According to Housing Inventory Charts submitted by each Continuum, Maine needs at least 600 more units of permanent supportive housing to meet the needs of currently homeless populations.

Supportive Housing Units for People who are Homeless



Region / Town	Units
Region 1	
Alfred	23
Biddeford	17
Bridgton	4
Brunswick	8
Falmouth	6
Kittery	12
Newfield	6
Old Orchard	10
Portland	165
Saco	20
Sanford	71
South Portland	25
Springvale	6
Wells	7
Westbrook	7
Region 1 Total	387
Region 2	
Auburn	43
Augusta	48
Bath	20
Belfast	10
Davis Island	5
Fairfield	4
Farmington	2
Hinckley	19
Lewiston	33
Norway	4
Rockland	2
Rumford	3
Skowhegan	12
Waldoboro	2
Waterville	5
Region 2 Total	215
Region 3	
Bangor	157
Brewer	16
Caribou	5
Dedham	4
Dexter	2
Dover-Foxcroft	11
Ellsworth	11
Houlton	7
Machias	3
Madawaska	3
Milbridge	5
Orland	2
Orono	8
Presque Isle	10
Region 3 Total	241
Grand Total	843
Permanent	393
Transitional	450

Transitional and Permanent Rental Subsidies in 2007

Transitional rental subsidies include:

- 449 rental assistance vouchers for participants in Rental Assistance Coupon Plus (RAC+) Program.
- 501 Bridging Rental Assistance Program (BRAP) rental assistance vouchers to heads of households experiencing homelessness.

Permanent rental subsidies include:

- 315 Section 8 Housing Choice Vouchers leased up to households experiencing homelessness.
- 580 Shelter Plus Care rental assistance vouchers to heads of households experiencing homelessness.

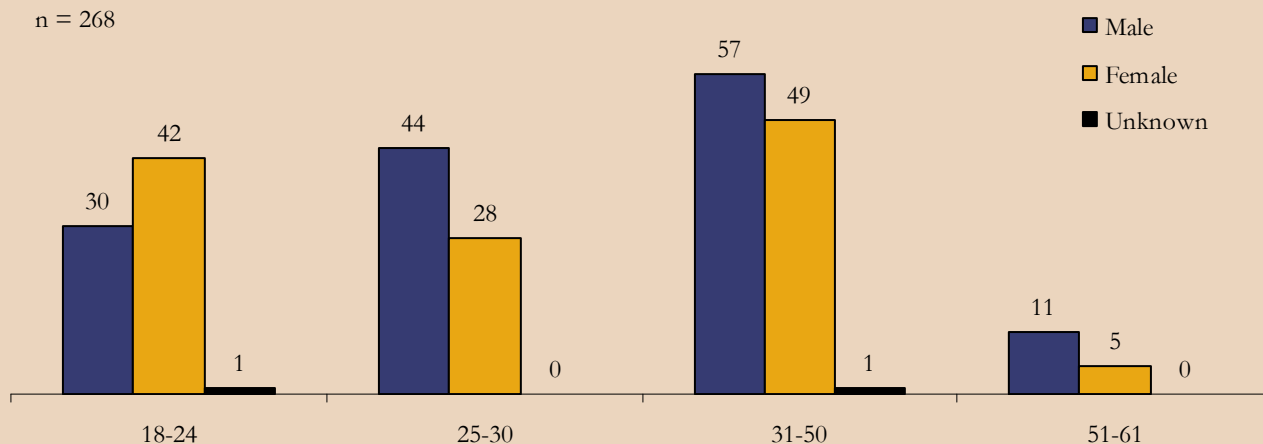
Transitional Rental Subsidies – Rental Assistance Coupon Plus Program

This program is designed to provide housing assistance to homeless individuals and families for a maximum of 24 months and to encourage self-sufficiency. The program also offers one-time security and utility deposit assistance and provides housing counselors to work with participants to secure permanent housing and self-sufficiency.

Throughout 2007, MaineHousing's RAC+ Program provided rental assistance to 449 new households comprised of 758 people. Of these, 268 were adult individuals and 490 were part of 181 families.

Nearly 40% of adult individuals were in the 31 to 50 age range, while the 18 to 24 age group and 25 to 30 age group each accounted for nearly 27%.

Age and Gender of New RAC+ Adult Individuals who were Homeless



For the 181 new families served by the RAC+ program in 2007:

- The 181 families included 490 individuals.
 - 217 adults (18 and over).
 - 273 children (17 and under).
- 25 families reported a male head of household; 156 reported a female head of household.
- 25 female heads of households (16%) were domestic violence victims.

The most common reasons for homelessness given by RAC+ adult individuals were release from correctional institutions, substance abuse, domestic violence victim, criminal activity, and lack of employment. Males reported being released from a correctional institution as their primary reason for homeless at twice the rate of females (56% to 28%, respectively). For RAC+ families, the most common reason for homelessness was domestic violence followed by release from a correctional institution.

Primary Reason New RAC+ Participants are Homeless	Adult Individuals		Families
	Female	Male	
Release From Correctional Institution	28%	56%	15%
Substance Abuse	15%	6%	11%
Domestic Violence Victim	20%	0%	25%
Criminal Activity	6%	10%	0%
Underemployment or Low Income	7%	8%	0%
All Other Reasons	20%	16%	45%
No Response	4%	4%	4%

Male and female adult individuals had similar levels of education. Roughly 1 in 5 had an education level below high school, 3 in 5 completed high school, and 1 in 5 had more than high school.

Education Level of New RAC+ Adult Individuals	Female	Male	Unknown	Percent
Less than High School Education	26	29	2	21%
High School Education	65	82	0	55%
More than High School Education	23	24	0	18%
No Response	10	7	0	6%
Total	124	142	2	100%

On average, adult individual females spent a year in the RAC+ Program whereas adult individual males spent nine and a half months. Males were 10% more likely to leave the program early, the primary reasons being non-compliance or criminal activity. Families were more likely than adult individuals to remain in the program for more than 1 year.

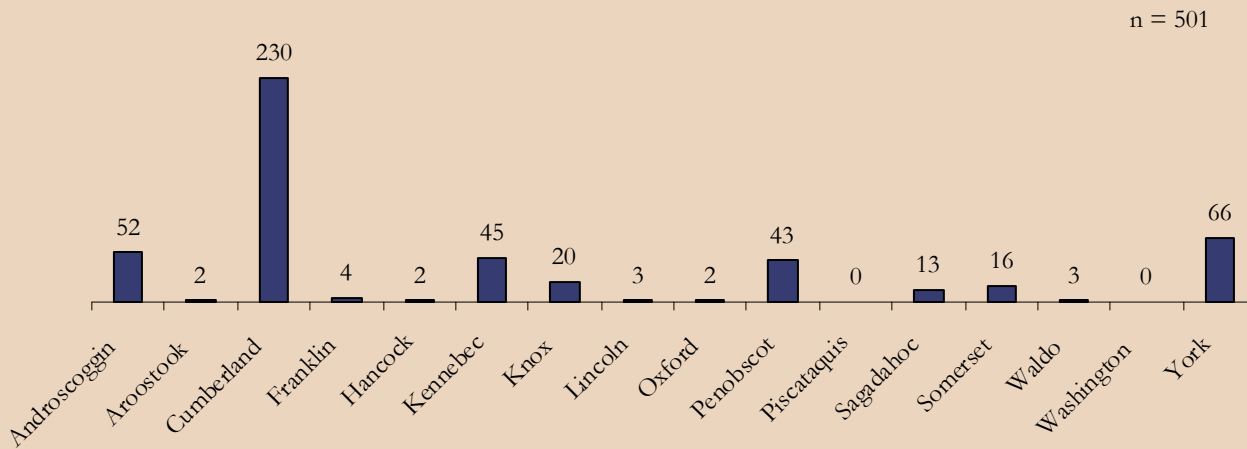
Length of Time New RAC+ Participants Spend in Program	Adult Individuals		Families
	Female	Male	
Less Than 6 Months	10%	16%	7%
6 Months to 1 Year	29%	40%	19%
1 to 1.5 Years	8%	11%	17%
1.5 to 2 Years	11%	6%	13%
Over 2 Years	2%	0%	2%
Currently in the Program	40%	27%	42%

Transitional Rental Subsidies – Bridging Rental Assistance Program (BRAP)

BRAP is designed to bridge adults with severe and persistent mental illness onto Section 8 or other federally assisted housing options. Participants must meet eligibility criteria for community based mental health services and fall within one of four priorities: 1) being discharged from psychiatric hospital beds; 2) homeless; 3) coming from sub-standard housing; 4) leaving a DHHS residential facility. Participants pay 51% of their income toward rent and the subsidy picks up the difference up to the Fair Market Rent. This program is funded by Maine’s DHHS Office of Adult Mental Health.

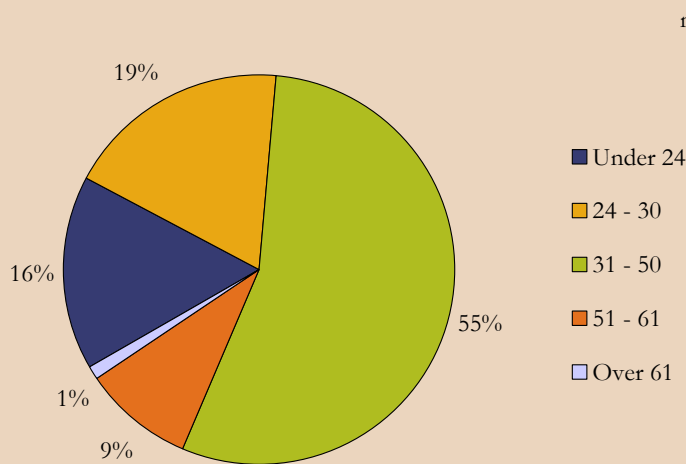
BRAP provided 501 vouchers for homeless households in 2007. Adult individuals received 309 vouchers and families received 192 vouchers. Five counties (Androscoggin, Cumberland, Kennebec, Penobscot, and York) accounted for 87% of the households served by this program.

Distribution of BRAP Vouchers by County



Over half of the heads of households who received BRAP Vouchers were in the 31 to 50 age range.

Head of Household Age – BRAP Voucher Recipients



Permanent Rental Subsidies – Section 8 Housing Choice Vouchers

This program helps income-eligible tenants obtain decent, safe, and sanitary housing by subsidizing a portion of their monthly rents (including utility costs) and paying it directly to their landlords. A voucher can be used for any type of private rental housing, if the housing meets certain housing quality inspection standards and the owner accepts the applicant as a tenant. This program is administered by MaineHousing and local housing authorities across the state.

There were approximately 16,500 housing choice vouchers used in Maine in 2007. Of these, 3,797 were administered by MaineHousing, and the balance by local housing authorities. MaineHousing uses a homeless preference when issuing new vouchers. In 2007, about half of all new vouchers leased up went to people who were homeless.

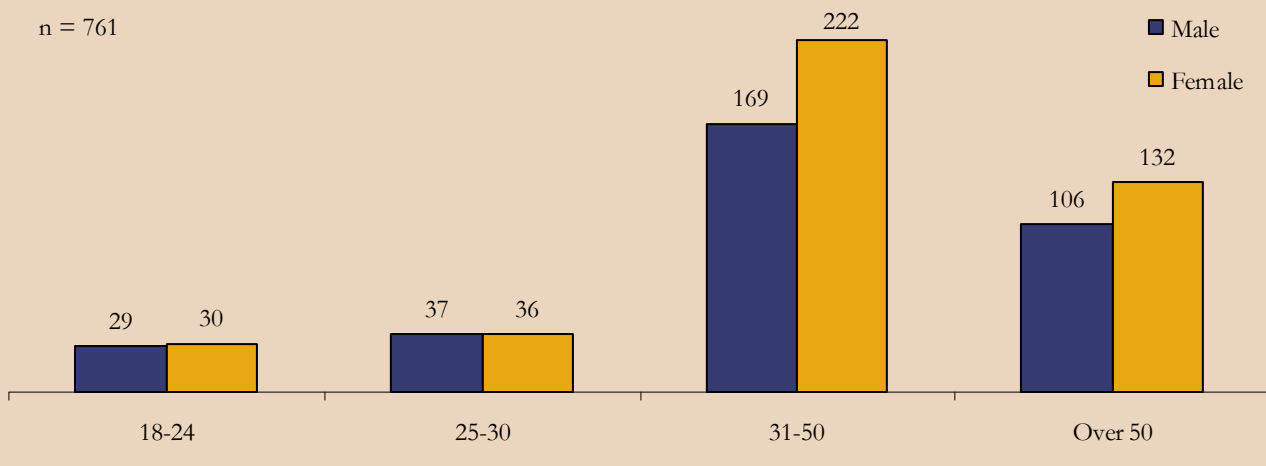
MaineHousing Leased Section 8 Housing Choice Vouchers in 2007	Number	Percent
Total Number of Vouchers Leased Up	634	
Vouchers Leased Up by People who are Homeless	315	50%

Permanent Rental Subsidies – Shelter Plus Care Program

Shelter Plus Care is a permanent rental assistance program funded by the Department of Housing and Urban Development that provides rental assistance that, when combined with social services, provides supportive housing for people with disabilities who are homeless and their families.

During 2007, Maine’s Shelter Plus Care Program served a total of 1,605 people – 761 adult individuals and 334 families (comprised of 844 people). Half of adult individuals receiving vouchers were in the 31 to 50 age range, while 31% were in the 50 and over age group.

Age and Gender of Adult Individuals who were Homeless and in Shelter Plus Care



For the families served by the Shelter Plus Care program:

- The 334 families included 844 individuals.
 - 492 adults (18 and over).
 - 352 children (17 and under).
- 124 of the families reported a male head of household; 210 reported a female head of household.

One in five adult individuals (143) left the Shelter Plus Care program during 2007. Nearly 32% left for housing opportunities, 12% for non-compliance and 11% for criminal activity. It is unknown where one in four went upon leaving the program. Just over 80% of those adult individuals leaving the program had been in the program less than 2 years and another 10% had been in the program between 2 and 5 years. Members of family households that left the program during 2007 (194) were more likely than individuals to leave for unknown reasons or for non-compliance.

Reason Shelter Plus Care Participants Left the Program	Adult Individuals		Families
	Female	Male	
Unknown / Disappeared	18%	31%	37%
Housing Opportunity - Left Program Before Completion	41%	25%	27%
Non-Compliance with Program	12%	12%	15%
Criminal Activity or Violence	7%	13%	6%
Death	7%	7%	2%
Disagreement with Rules or Persons	2%	1%	6%
Needs Could Not be Met	3%	8%	2%
Non-Payment of Rent	10%	2%	2%
Other	0%	1%	3%

Affordability of Rental Housing

Rental housing in Maine has been relatively unaffordable for a number of years. In 2007, the median income renter household could not afford the average 2-bedroom rent in 15 out of 16 counties.

Area	Year	Affordability Index	Average 2-BR Rent	Renter Household Median Income	Income Needed to Afford Average 2-BR Rent	2-BR Rent Affordable at Median Income	Households Unable to Afford Average 2-BR Rent
Maine	2002	0.89	\$777	\$27,645	\$31,063	\$691	83,673 (55.7%)
	2003	0.82	\$825	\$26,990	\$33,019	\$675	90,198 (59.4%)
	2004	0.80	\$844	\$26,894	\$33,768	\$672	93,400 (61.2%)
	2005	0.81	\$857	\$27,835	\$34,298	\$696	92,029 (60.0%)
	2006	0.84	\$844	\$28,383	\$33,770	\$710	90,707 (58.4%)
	2007	0.85	\$842	\$28,766	\$33,678	\$719	90,160 (57.7%)
Androscoggin	2007	0.91	\$731	\$26,673	\$29,240	\$667	8,902 (54.2%)
Aroostook	2007	1.00	\$569	\$22,798	\$22,758	\$570	4,218 (49.9%)
Cumberland	2007	0.85	\$1,018	\$34,566	\$40,718	\$864	21,459 (58.1%)
Franklin	2007	0.80	\$735	\$23,652	\$29,391	\$591	1,766 (59.8%)
Hancock	2007	0.83	\$856	\$28,585	\$34,244	\$715	3,449 (59.4%)
Kennebec	2007	0.92	\$708	\$26,034	\$28,301	\$651	7,855 (53.7%)
Knox	2007	0.90	\$827	\$29,756	\$33,077	\$744	2,511 (55.3%)
Lincoln	2007	0.79	\$880	\$27,863	\$35,216	\$697	1,691 (63.2%)
Oxford	2007	0.95	\$687	\$26,009	\$27,487	\$650	2,910 (52.5%)
Penobscot	2007	0.79	\$808	\$25,578	\$32,337	\$639	11,203 (60.7%)
Piscataquis	2007	0.87	\$637	\$22,224	\$25,486	\$556	902 (56.7%)
Sagadahoc	2007	0.93	\$884	\$32,965	\$35,361	\$824	2,321 (53.8%)
Somerset	2007	0.94	\$658	\$24,733	\$26,328	\$618	2,549 (53.0%)
Waldo	2007	0.88	\$743	\$26,066	\$29,739	\$652	1,839 (55.6%)
Washington	2007	0.63	\$786	\$19,719	\$31,422	\$493	2,287 (70.8%)
York	2007	0.89	\$912	\$32,537	\$36,472	\$813	12,574 (55.7%)

The affordability index is the ratio of **2-Bedroom Rent Affordable at Median Renter Income** to **Average 2-Bedroom Rent**. An index of less than 1 means the area is generally unaffordable – i.e., a renter household earning area median renter income could not cover the cost of an average 2-bedroom apartment (including utilities) using no more than 30% of gross income.

Source of rent data: MaineHousing Quarterly Rent Survey. All rent data reported is adjusted to include the cost of utilities (heat, hot water, and electricity).

Goal III: Ensure that physical health, mental health, and chemical health needs are met to allow long-term stability and success.

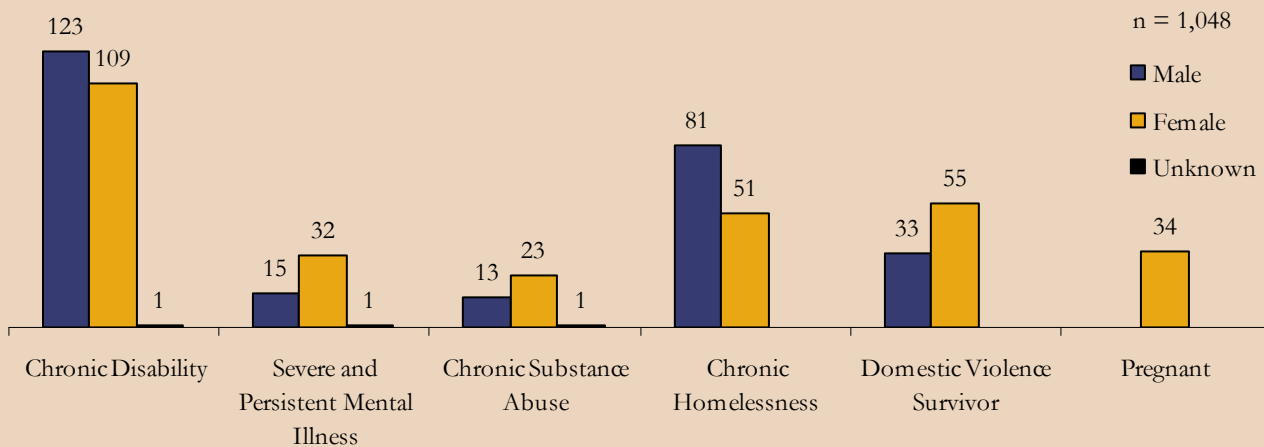
Data collection methods to help understand progress toward this goal are still under development.

Health Related Reasons for Homelessness

Among adult individuals who were homeless, 19% reported substance abuse and 4% reported mental health issues as a primary reason for homelessness. A significant number of veterans (28%) reported substance abuse issues. One in four unaccompanied youth reported health or safety issues and 5% reported substance abuse issues.

Over one third of male youth who were experiencing homelessness in 2007 were dealing with chronic disabilities, mental illness, or substance abuse, and 1 in 4 female youth were facing similar issues. Female youth reported a higher frequency of domestic violence and mental illness, while males were slightly more likely to experience chronic homelessness. Nearly 8% of female youth who were homeless also reported being pregnant.

Conditions Challenging Unaccompanied Youth who were Homeless



In 2007, DHHS paid medical claims for RAC+ clients in the amount of \$1,464,218. There were a total of 24,534 claims for 649 RAC+ clients. In addition, DHHS paid for 5,886 prescriptions for 514 RAC+ clients for a total prescription payment of \$290,535.

Goal IV: Ensure that issues underlying homelessness are addressed and that linkage to an effective, on-going support system is securely in place.

Data for 2007 is not available; however, some preliminary data for 2008 has been collected (refer to Appendix A: Housing and Mainstream Resource Survey).

Conclusion

This report lays out a framework for reporting on progress to achieve the four goals laid out in *Maine's Plan to End and Prevent Homelessness*. There is more work to be done on collecting information that will show progress on the first two goals. The lack of data currently available makes it difficult to determine how much progress is being made on Goals III and IV. However, the Statewide Homeless Council (SHC) and MaineHousing are considering other alternatives or methods of capturing data needed to address these goals.

This report covers calendar year 2007. A second report, covering calendar year 2008, will be published early next year. Work is already underway to help service providers understand the importance and value of providing more data to the Homeless Management Information System (HMIS). The SHC will work with other state agencies to capture data these agencies may have relative to work that is being done to support people who experience homelessness.

Definitions

Bridging Rental Assistance Program (BRAP): Transitional rental assistance program funded by Maine’s DHHS Office of Adult Mental Health. BRAP is designed to bridge adults with severe and persistent mental illness onto Section 8 or other federally assisted housing options. Participants must meet eligibility criteria for community based mental health services and fall within one of four priorities: 1) being discharged from psychiatric hospital beds; 2) homeless; 3) coming from sub-standard housing; 4) leaving a DHHS residential facility. Participants pay 51% of their income toward rent and the subsidy picks up the difference up to the Fair Market Rent.

Homeless: A person is considered homeless who lacks a fixed, regular, and adequate nighttime residence **and** whose primary nighttime residence is a supervised publicly or privately operated shelter designed to provide temporary living accommodations (including welfare hotels, congregate shelters, and transitional housing for persons with mental illness); an institution that provides a temporary residence for individuals intended to be institutionalized; or a place not designed for, or ordinarily used as, a regular sleeping accommodation for human beings.

- **Homeless adult individuals:** persons age 24 or older experiencing homelessness alone or with another adult.
- **Homeless families:** one or more adults with at least one child under age 18 experiencing homelessness.
- **Unaccompanied youth:** persons age 23 or younger experiencing homelessness alone.

Region I: A geographic area comprised of Cumberland and York counties.

Region II: A geographic area comprised of Androscoggin, Franklin, Kennebec, Knox, Lincoln, Oxford, Sagadahoc, Somerset, and Waldo counties.

Region III: A geographic area comprised of Penobscot, Piscataquis, Aroostook, Washington, and Hancock counties.

Rental Assistance Coupon Plus (RAC+) Program: This program is designed to provide housing assistance to homeless individuals and families for a maximum of 24 months and to encourage self-sufficiency. The program also offers one-time security and utility deposit assistance and provides housing counselors to work with participants to secure permanent housing and self-sufficiency.

Section 8 Housing Choice Voucher Program: Rental assistance provided by the government to help people with rent and utility costs. This program helps income-eligible tenants obtain decent, safe, and sanitary housing subsidizing a portion of their monthly rents and paying it directly to their landlords. A voucher can be used for any type of private rental housing, if the housing meets certain housing quality inspection standards and the owner accepts the applicant as a tenant.

Shelter Plus Care (S+C): Permanent rental assistance program funded by the Department of Housing and Urban Development that provides rental assistance that, when combined with social services, provides supportive housing for people with disabilities who are homeless and their families.

Supportive Housing: Supportive housing is a place to live with support. It is housing that is dedicated to providing a safe and stable home, one that is made affordable, and one that has dedicated support services adequate to resolve the issues that underlie each person’s homelessness: services to treat mental illness; services to treat addiction; services to support victims of domestic violence in finding independence, empowerment, and new lives; services to offset disabilities and to treat physical maladies; or services for successful job training and employment. Housing creates the home – the perfect therapeutic environment. Specific services delivered there foster independence, self-sufficiency, and successful outcomes within the community.

Appendix A: Housing and Mainstream Resources Survey

In August 2008, 24 agencies representing 38 distinct shelters and programs for people who are homeless agreed to participate in a housing and mainstream resource survey for people who are homeless. Results are based on the 38 participating shelters and programs, and all data is based on the first six months of 2008 (clients served between 1/1/08 and 6/30/08). The reported number of unique clients served by these shelters and programs during this time period was 4,730.

Agencies Participating in the Survey

Bangor Area Homeless Shelter	Maine Way, Inc.
Battered Women's Project	Mid-Coast Hospitality House
City of Portland	New Beginnings, Inc.
City of Portland/Portland West	New Hope for Women
Community Concepts	Next Step
Community Health and Counseling Services	Rumford Group Homes, Inc.
Community Housing of Maine	Rural Community Action Ministry
Counseling Services, Inc.	Spruce Run Association
Family Crisis Services	Tedford Housing
Home Counselors, Inc.	YANA, Inc.
Homeless Services of Aroostook, Inc.	York County Shelter Programs, Inc.
Kennebec Valley Community Action Program	Youth and Family Services

Percentage of Clients Leaving Shelter or Program for Transitional or Permanent Housing

Shelters and programs reported clients were more likely to leave for permanent housing than for transitional housing. Only half of shelters and programs reported some percentage of clients leaving for transitional housing. Six (16%) reported all of their clients leaving for permanent housing.

Overall, 278 clients (6%) left for transitional housing and 1,631 clients (34%) left for permanent housing.

Percentage of Clients Applying for Mainstream Resources before Leaving Shelter or Program

- About 1 in 3 shelters and programs reported having 100% of their clients apply for food stamps and rental subsidies.
- About 3 in 5 shelters and programs reported having only 1% to 33% of clients apply for employment or job training.
- About 1 in 3 shelters and programs reported having 34% to 66% of clients apply for income resources.
- About 1 in 6 shelters and programs reported not having any clients apply for any services, except for childcare subsidies in which over half of shelters and programs reported not having any clients apply.
- Overall, 175 people applied for food stamps, 173 for rental subsidies, 169 for income resources, 68 for employment or job training, and 56 for childcare subsidies.

Mainstream Resource Application Assistance

- 97% of shelters and programs had staff that assisted clients with applications for mainstream resources.
- 87% of shelters and programs had staff follow-up with clients to ensure mainstream resources were received.
- 55% of shelters and programs supplied transportation for clients to attend mainstream resource appointments, employment, or job training.